

RUTGERS

New Jersey Agricultural
Experiment Station

**Rutgers Soil Testing
and
Plant Diagnostic Services**

2013 Fiscal Year Report
(July 1, 2012 to June 30, 2013)

Mr. Richard J. Buckley
Director
Plant Diagnostic Laboratory

Dr. Stephanie Murphy
Director
Soil Testing Laboratory

Ms. Sabrina Tirpak
Principal Laboratory Technician
Plant Diagnostic Laboratory

2013 Fiscal Year

Rutgers Soil Testing and Plant Diagnostic Services

Annual Report

Prepared by:
Mr. Richard J. Buckley
Dr. Stephanie Murphy
Ms. Sabrina Tirpak

CONTENTS	PAGE
Introduction	1
History	1
Staff and Cooperators	1
Laboratory Policies	2
Operations.....	3
Teaching and Outreach	13
Extension Publications	14
Service	15
Research.....	15
Marketing	15
Income	15
Future Directions.....	16
National Plant Diagnostic Network.....	16
Northeast Plant Diagnostic Network	16
Ramapo Tomato Sale	17
Appendix 1. Fees	18
Appendix 2. Budgets	21
Appendix 3. Lectures	23

Introduction

Rutgers Soil Testing and Plant Diagnostic Services are provided by Rutgers Cooperative Extension (RCE), the outreach component of the New Jersey Agricultural Experiment Station (NJAES) and School of Environmental and Biological Sciences (SEBS). Located on the Cook Campus, these laboratories provide New Jersey citizens with chemical and mechanical analyses of soil and diagnoses of plant problems. Their mission is to provide such services in an accurate and timely manner to meet the increasing agricultural and environmental needs of the State. These goals are achieved in cooperation with extension and research faculty and staff at NJAES. This report summarizes the activities of these laboratories during the 2013 fiscal year.

History

The Rutgers Soil Testing Laboratory

Soil testing at Rutgers has a history as long as the NJAES has been in existence. As early as the 1860s, George H. Cook was involved in the chemical analysis of soils and fertilizers. E.B. Voorhees followed Cook as director of the Experiment Station and became famous for applying chemistry to soil fertility issues. By 1940 when the Department of Soils was formed, soil testing for the public had begun in earnest as thousands of samples were analyzed for elemental deficiencies, acidity levels, and organic matter content. After the Departments of Soils merged with Farm Crops to form the Department of Soils and Crops in 1963, Dr. Dennis Markus became director of the public soil testing laboratory in the new department. When Dr. Markus retired in 1984, Dr. Harry Motto guided laboratory operations until his own retirement in 1996. Under the subsequent leadership of Dr. Stephanie Murphy, the Rutgers Soil Testing Laboratory (STL) has processed over 123,000 soil samples for chemical and physical analysis and continues to play an integral role in soil nutrient management, engineering, and environmental assessments for the public and for RCE and SEBS/NJAES programs. Since January 2006, the STL has been located in Rutgers' Administrative Services Building II on US Route 1 in New Brunswick, NJ: administratively, the STL is part of the Plant Biology and Pathology Department.

The Rutgers Plant Diagnostic Laboratory and Nematode Detection Service

The Rutgers Plant Diagnostic Laboratory and Nematode Detection Service (PDL) was estab-

lished in 1991 by the dedicated efforts of RCE faculty members Dr. Ann B. Gould and Dr. Bruce B. Clarke, Specialists in Plant Pathology, Dr. Zane Helsel, former Director of Rutgers Cooperative Extension, and Dr. Karen Giroux, past Assistant Director of NJAES. The laboratory was housed in the former USDA post-harvest research laboratory and then Martin Hall on the Cook College campus until 2000 when it was relocated to the Ralph Geiger Turfgrass Education Center at Horticultural Research Farm II in North Brunswick, NJ. The Geiger Center was made possible through the vision and financial backing of Mr. Ralph Geiger and a large group of University and turf industry cooperators.

The PDL accepted its first samples on June 26, 1991, and has since examined more than 42,700 samples submitted for plant problem diagnosis, nematode analysis, or identification. The laboratory has become an integral part of RCE and SEBS/NJAES programs by providing diagnostic and educational services in support of the teaching, research, and outreach efforts of SEBS/NJAES.

Staff and Cooperators

PDL

Mr. Richard Buckley is the director of the Plant Diagnostic Laboratory. He was hired as a program associate in 1991 and has been in his current position since 1994. Mr. Buckley received his M.S. in Turfgrass Pathology from Rutgers University in 1991. He has a B.S. in Entomology and Plant Pathology from the University of Delaware. He also received special training in nematode detection and identification from Clemson University. Mr. Buckley has work experience in diagnostics, soil testing, and field research, and is currently responsible for sample diagnosis, soil analysis for nematodes, and the day-to-day operation of the PDL. He also participates in research, teaching, and outreach activities.

Ms. Sabrina Tirpak, Principal Laboratory Technician, has worked for the PDL since 1998. She received her B.S. in Plant Science, with an emphasis in horticulture and turf industries as well as a minor in entomology, from Rutgers University in May 2000. She also attended Clemson University for special training in nematode detection and identification. Ms. Tirpak has primary responsibility for insect and weed identification, rapid screening of disease samples using enzyme-based test kits, and assisting in all other aspects of laboratory operations. She also participates in research, teaching, and outreach activities.

STL

Dr. Stephanie Murphy is the director of the STL. She has served the University in this capacity since 1996 after several years as a post-doctoral research associate and instructor within the Department of Environmental Sciences. Dr. Murphy has a Ph.D. in Soil Science from Michigan State University, an M.S. in Soil Management and Conservation from Purdue University, and a B.S. in Agronomy from Ohio State University. She is a member of the American Society of Agronomy, the Soil Science Society of America, the Soil & Water Conservation Society, and the New Jersey Association of Professional Soil Scientists. Dr. Murphy is responsible for the day-to-day operations of the STL and participates in research, teaching, and outreach activities.

Mr. Steve Griglak, Principal Laboratory Technician, has worked in the STL since 1995. He received his B.S. in Environmental Science from Rutgers University in May 1998. Mr. Griglak's primary duties include the extraction and analysis of soil nutrients and the coordination and performance of the various special tests offered by the laboratory. He is also responsible for the maintenance and repair of laboratory equipment and testing devices.

Ms. Terriann DiLalo has been a part-time administrative assistant for the STL since 2002. She is responsible for data entry, report generation, invoice processing, record keeping, and supply procurement.

Ms. Phyllis Berger was hired as a laboratory technician in 2011. Ms. Berger is a native of New Jersey and earned a B.S. in Geology from Richard Stockton University and an M.S. in soil science from the University of Arizona. She processes soil samples, performs soil tests, provides customer service, and works closely with student assistants.

Other Support

Both the STL and the PDL employ several Rutgers undergraduate students each year to assist in sample preparation, data entry, and clean-up. As the students help with many of the basic day-to-day tasks, they also gain invaluable laboratory experience that will contribute to career success after graduation.

The laboratories also benefit from the assistance of faculty in several departments, Centers, and Institutes at Rutgers University/School of Environmental and Biological Sciences (SEBS). We owe a great deal of our success to the expertise of

faculty in the departments of Plant Biology and Pathology, Entomology, Ecology, Evolution and Natural Resources, and Agricultural and Resource Management Agents. We would also like to thank the staff of the Rutgers Office of Continuing Professional Education for their support and assistance with our educational programming, and we also acknowledge members of the SEBS/NJAES Office of Communications for their support and assistance.

Laboratory Policies

The PDL receives samples from a varied clientele. Sample submission forms, sampling instructions, and fee schedules are available on the NJAES website (www.njaes.rutgers.edu/services). Sample submission forms are also available in local County Agricultural offices and by FAX directly from the PDL. Samples are submitted either by mail to a post office box in Milltown or by private delivery service directly to the laboratory. Many PDL clients walk samples directly into the laboratory.

Samples are processed on a "first come, first served" basis. Detailed records are kept on all samples. A written response including the sample diagnosis, management and control recommendations, and other pertinent information is mailed and/or sent by email or FAX to the client.

Like the PDL, the STL receives samples from a varied clientele, and fee schedules, sampling instructions, and submission forms are available on the NJAES website www.njaes.rutgers.edu/services. Soil samples can be submitted in soil test kits available for purchase from RCE County Offices, which include a submission form, sampling instructions, and a mailing bag to contain the soil sample and paperwork. Standard soil fertility testing (defined as pH, P, K, Mg, Ca, Cu, Mn, Zn, Fe, and B) is included with the purchase of the kit. Additional special tests not included in the standard assay can be requested on the submission form at additional cost. Samples may be submitted without the soil test kits as long as appropriate identifying information and pre-payment is included. Results for any tests not pre-paid will be withheld until payment has been received.

Soil samples are generally processed according to order of entry into the laboratory. Sample analysis can be prioritized, however, by paying a special express processing fee. Upon the completion of the tests, a report is generated and deliv-

ered by email or postal mail. General recommendations for limestone and fertilizer are provided on standard test reports for most New Jersey plantings. The client must supply appropriate planting information to receive fertility guidelines. The appropriate county RCE office receives a copy of soil test reports for farmer, homeowner, and landscaping clients for better service to the client and more outreach opportunities for RCE.

Fiscal Year 2013 Report

Operations

PDL

During the 2013 fiscal year (July 1, 2012 to June 30, 2013), the PDL examined 1703 specimens submitted for diagnosis, identification

Figure 1.

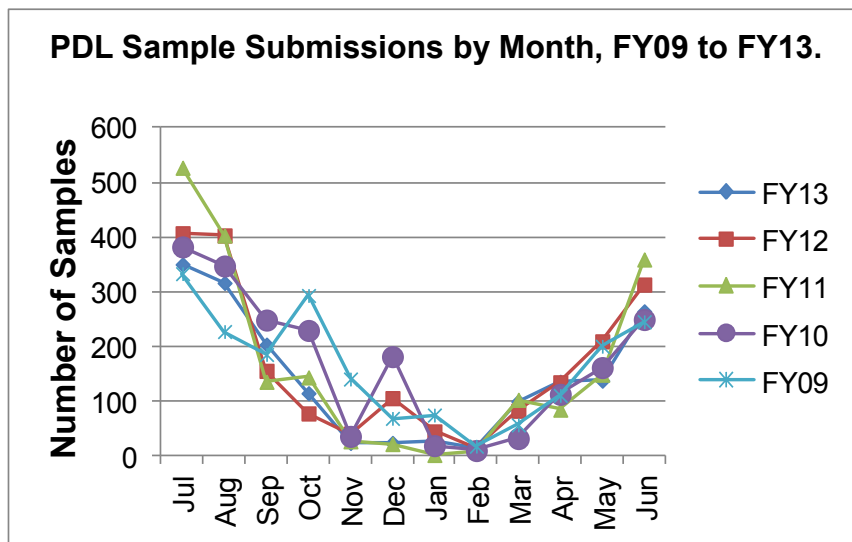
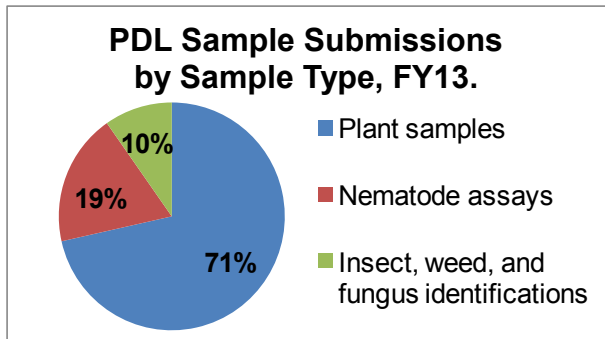


Table 1. PDL sample submissions by month, FY09 to FY13.

Month	FY09	FY10	FY11	FY12	FY13
July	333	382	527	407	350
August	227	347	403	403	316
September	185	248	135	155	203
October	293	229	143	77	114
November	140	35	26	40	23
December	68	181	21	105	23
January	74	18	1	44	27
February	17	9	8	14	12
March	56	31	102	82	99
April	110	112	84	134	135
May	200	161	148	209	137
June	245	249	359	313	264
Total	1948	2002	1957	1983	1703

Figure 2.



(insects, weeds, or fungus), or nematode assay (Table 1), representing a 14% decrease (or 280 samples) from FY12. Samples (Figure 2) submitted for diagnosis (-230) and nematode analysis (-65) decreased slightly in FY13. There was an increase in insect identifications (+15) from Cooperative Agricultural Pest Survey (CAPS) trap catches. In general, sample submissions remained steady for most of the year, peaking in the summer and declining during the winter. It is our view that 2000 to 2500 samples represent peak laboratory capacity, so despite the slow-down in our core sample submissions, the PDL was operating near the capacity of the laboratory to function efficiently.

The specimens submitted to the PDL by sample type are presented in Figure 2. Most samples, 71% (1217), were plant samples submitted for diagnosis, 19% (321) of the samples were for nematode analysis, and 10% (165) of the samples were insect, mold, or plant identifications.

In Figure 3, samples submitted to the laboratory are presented by origin. In FY13, 90% of the plant submissions were from commercial clientele, 7% were from residential clientele, and 3% were submitted from research faculty at Rutgers University. Commercial plant managers benefit more financially from our services, thus they submit the

majority of samples to the laboratory. This distribution is consistent with other years.

In FY13, 58% of samples submitted for plant or insect identification were from commercial clients, and 41% were residential in origin (Table 2). Household or nuisance pests are the primary issues of concern for residential clients. Of the nematode assays submitted, 91% of the samples were from commercial clients, and 7% were from research. We expect that the number of nematode samples submitted from residential clients (7) will remain low or nonexistent, since much of this clientele is not familiar with nematode pests.

In general, samples from research programs represent a relatively small percentage of the total number of plant and soil samples received. However, research samples are an extremely important component of our submissions. Research samples allow the diagnosticians to cooperate with University faculty on problems of great importance to the State of New Jersey.

Turfgrass and ornamentals represent the largest agricultural commodities in New Jersey. In support of New Jersey as an urban agriculture state, it follows that the vast majority of samples (90%) were either turfgrass or ornamental plants (Figure 4). The wide variety of turf and ornamental species grown under diverse environmental conditions in our state results in a large number of problems not readily identifiable by growers or county faculty with these crops. Furthermore, extension faculty and staff who deal primarily with turfgrass and ornamental plants as commodities, as well as plant managers in the turf and ornamentals industries, readily adopted the user fee-based delivery of service. Alternatively, commercial growers of traditional agricultural crops have been slow to adopt a fee-for-service system. Certain RCE faculty members in New Jersey's southern counties continue to provide free diagnostic services and do not adver-

Figure 3.

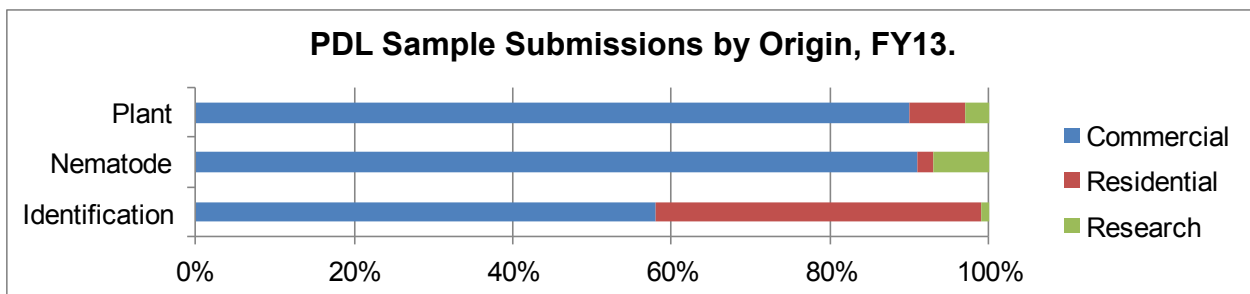


Figure 4.

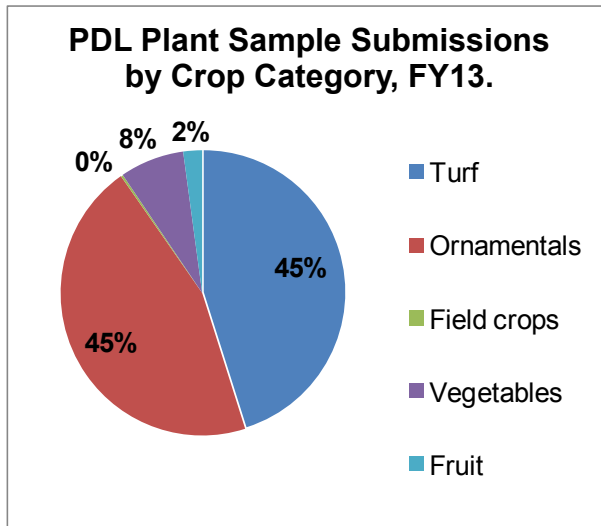
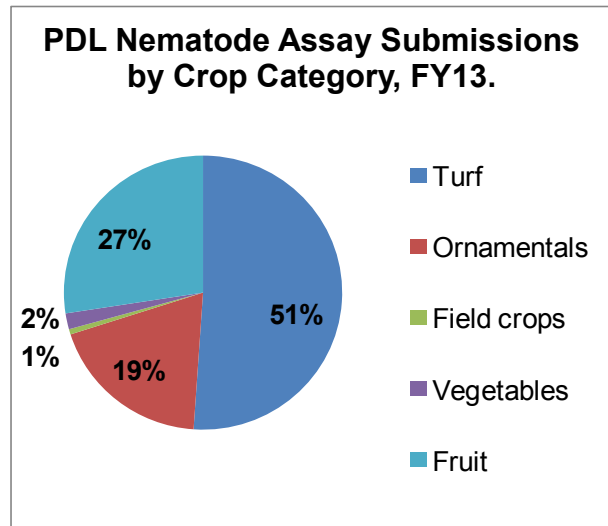


Figure 5.

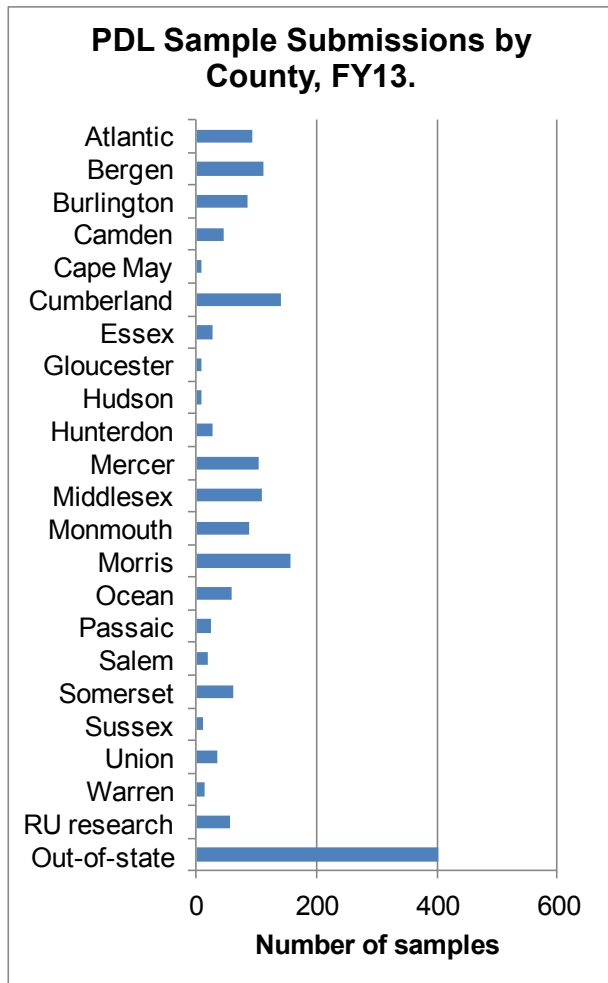


tise laboratory services to these growers. Inroads are being made with these commodity groups through the Vegetable and Fruit IPM groups, and it is our hope that sample submissions from traditional agricultural crops will increase in future years.

Traditionally, most of the soil samples submitted to the laboratory for nematode analysis were from golf turf managers; however, nematode samples from growers establishing vineyards were also very common. A large portion of the nematode samples in FY13 were submitted to the laboratory through the Fruit IPM program from blueberry growers. Another group of submissions originated with APHIS-PPQ and NJ Department of Agriculture Nursery Inspection Service for soybean cyst nematode detection. Samples free of these cysts receive phytosanitary certificates for nursery stock export to Canada. Golf turf represents most of the nematode samples from turfgrass clientele. Although the numbers are significant, interest in nematode detection on golf turf has waned as control options have been removed from the market. Problems in golf turf, particularly with nematodes, are more severe during seasons with considerable heat and drought stress, and it is those years that carry the highest submission totals.

Samples were submitted to the PDL from all counties in New Jersey (Figure 6). The majority of samples, however, were submitted from counties in close proximity to the laboratory. The probable explanation for this is that many citizens in central

Figure 6.



New Jersey contact Rutgers University directly for assistance with plant-related problems and are referred to the laboratory by the campus information service and through various academic departments. Samples were also abundant from counties with dense populations that have disease problems associated with turf and ornamentals in residential landscapes or on golf courses. In addition, county profiles are also influenced by the presence or absence of staff in those offices. To some degree, the profile also identifies county faculty and programs that promote and utilize PDL services.

Approximately 24% of the samples submitted for diagnosis to the laboratory were from out-of-state. The percent of out-of-state samples is 3% lower than in FY12 and primarily reflects a shift of about 134 samples from out-of-state submitters to in-state submitters. Of particular note, nearly 50% of all turf samples were from out-of-state. Golf turf

samples were submitted to the laboratory from 20 states in FY13. Turf samples were received from states as far away as California, Idaho, Kentucky, and Florida. New York, Pennsylvania, Connecticut, and Oregon provide the largest number of out-of-state samples. Because of his national reputation and his strong support for the laboratory, Dr. Bruce Clarke has helped the Rutgers laboratory develop into one of the premier golf turf diagnostic facilities in the country. Many golf course superintendents contact Dr. Clarke for help, who always forwards them to the laboratory for diagnostic services. Because there are very few laboratories in the country that diagnose turfgrass diseases, these superintendents have continued to submit samples to the PDL. Many golf turf professionals at other universities often refer their clients to Rutgers for second opinions or when they are on leave. Dr. John Inguagiato at the University of Connecticut and Dr. Paul Vincelli at the University of Kentucky, both

Table 2. PDL sample submissions by county, FY09 to FY13.

In-state	FY09	FY10	FY11	FY12	FY13
Atlantic	168	147	90	121	92
Bergen	110	73	113	143	112
Burlington	110	57	61	118	85
Camden	28	20	41	29	47
Cape May	14	24	11	23	10
Cumberland	53	59	53	81	142
Essex	30	53	13	23	27
Gloucester	36	27	40	33	8
Hudson	21	10	22	5	9
Hunterdon	13	27	42	17	27
Mercer	77	323	169	94	105
Middlesex	104	109	191	127	109
Monmouth	74	74	117	107	89
Morris	131	247	160	176	157
Ocean	28	40	36	60	60
Passaic	36	32	18	21	25
Salem	62	58	11	10	18
Somerset	129	81	61	114	62
Sussex	19	14	21	10	12
Union	50	38	34	34	36
Warren	28	22	12	10	13
RU research	41	22	85	90	55
In-state total	1623	1557	1401	1446	1300
Out-of-state	586	445	556	537	403
Total	1948	2002	1957	1983	1703

Figure 7.

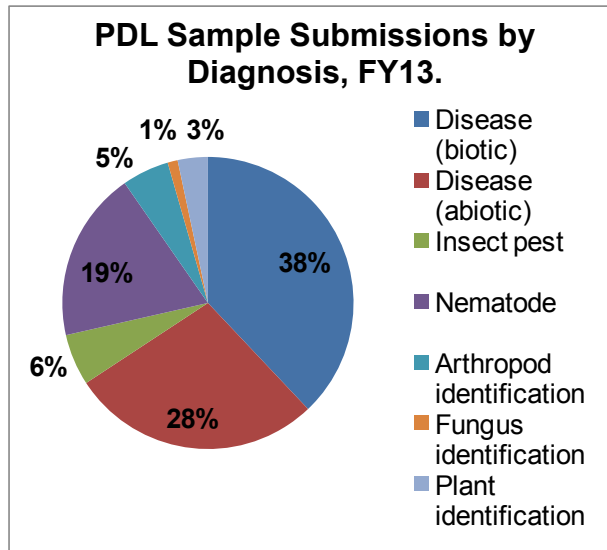
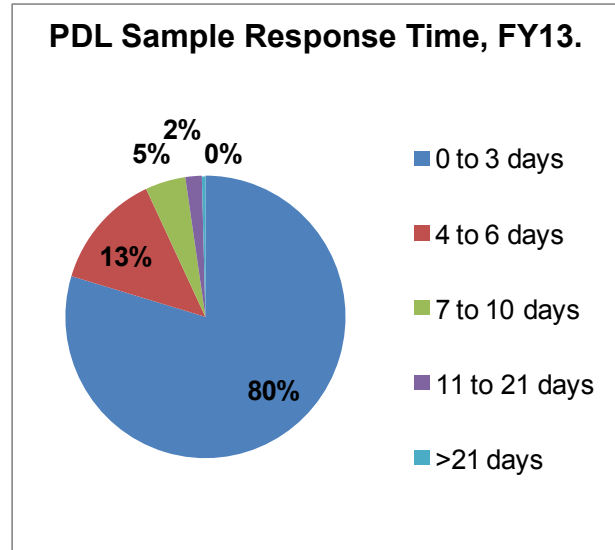


Figure 8.



Rutgers graduates, refer clients to the PDL. Dr. Frank Rossi of Cornell University is also a great supporter of our program. He advocates and advertises laboratory services in his ShortCutt newsletter, which reaches more than 2700 turf managers in New York State. Lastly, Mr. Buckley's association with the Professional Golf Turf Management School allows for contact with as many as 90 potential new clients each year. Many of the students turn into regular patrons of the laboratory services. The charge for out-of-state samples is substantially higher to help defray the cost of in-state samples.

Of the samples submitted to the PDL for diagnosis or identification, 38% were associated with biotic disease-causing agents (Figure 7). Abiotic disease-causing factors (e.g., environmental extremes, nutrient deficiencies, poor cultural practices, poor soil conditions, etc.) accounted for another 28% of the laboratory diagnoses. Insect pest damage was diagnosed on 6% of the submissions. Identifications comprised 9% of the total number of samples submitted; of these, 5% were arthropods, 1% fungi, and 3% were plants. Nematode detection accounted for the other 19% of submissions. The overall breakdown in sample submissions is typical of that reported by other diagnostic laboratories and reflects the normal seasonal totals for submissions to the Rutgers laboratory.

Insect samples account for most of the organisms identified by the laboratory. Many residential clients submit samples of stored product or nu-

sance pests that are found within the household. The number of these samples has declined as the Department of Entomology has added an urban entomologist who offers the service free-of-charge. Arthropod identifications also increased in FY13 because the number of trap catch samples from the state's CAPS program increased.

Fungal identification is also a popular service for the laboratory. Samples from mold-infested houses decreased in FY13. The submissions of samples for mold identification rise with media attention to the perceived health issues associated with mold-infested homes and the incidence of local flooding.

In FY13, a laboratory response was prepared in less than three days for most (80%) of the samples submitted (Figure 8), and 93% of our clients received a response in less than a week. A number of the samples (39) took longer than 10 days to diagnose. In these cases, special consultation (i.e. culturing or other lab tests) was required for an accurate diagnosis, and the clients were advised of progress throughout the period. Since nematode samples deteriorate rapidly in storage, virtually all of the nematode processing was finished in less than three days. The rapid response time is attributed largely to the expertise of our competent staff. Adequately trained staff is essential to the continued growth and efficient operation of the laboratory.

Figure 9.

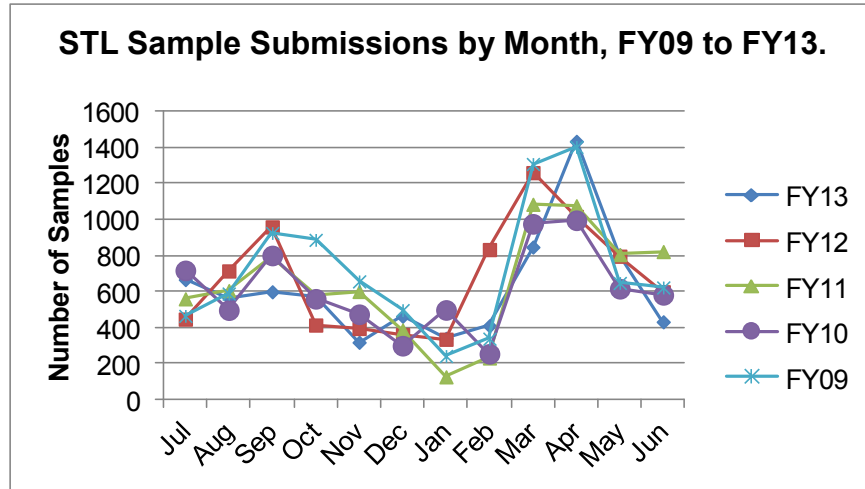


Table 3. STL sample submissions by month, FY09 to FY13.

Month	FY09	FY10	FY11	FY12	FY13
July	464	717	559	446	666
August	588	496	605	714	565
September	925	800	794	959	598
October	887	559	576	413	570
November	656	473	600	394	317
December	496	298	386	360	462
January	241	497	125	334	339
February	337	253	230	833	409
March	1309	976	1085	1261	847
April	1404	996	1077	1017	1435
May	647	615	805	796	803
June	622	581	822	598	431
Total	8576	7261	7664	8125	7442

STL

The STL processed 7442 samples of soil, compost, and irrigation water in FY13 (Table 3). The total number of samples received decreased slightly (8%) compared to FY12 (8125 samples). Of the total soil samples submitted to the STL for analysis in FY13, 59% were for the standard soil analysis (only) and 41% included requests for additional special tests (Figure 10). The number of special tests indicates the additional work load, which is not simply related to sample numbers. Sample response time is influenced by many factors, including the total number of submissions and the number of special tests requested each month.

As usual (Figure 9, Table 3), sample submissions were greatest in spring, peaking in April, in preparation for the growing season. The typical secondary surge of samples usually associated with fall lawn fertilization did not occur.

In FY13, soil samples from residential clientele represented 37% of the total number of soil samples (Figure 11). Commercial growers, including the producers of fruit and vegetables crops, submitted 8% of samples; samples from landscape professionals represented 19%; golf course samples represented 2%; and athletic field samples represented 3% of the total. Samples from engineering

Figure 10.

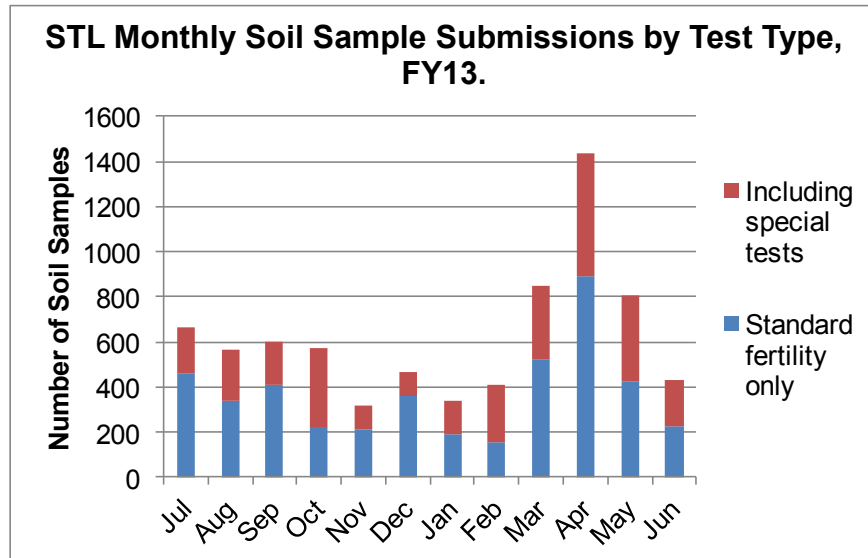
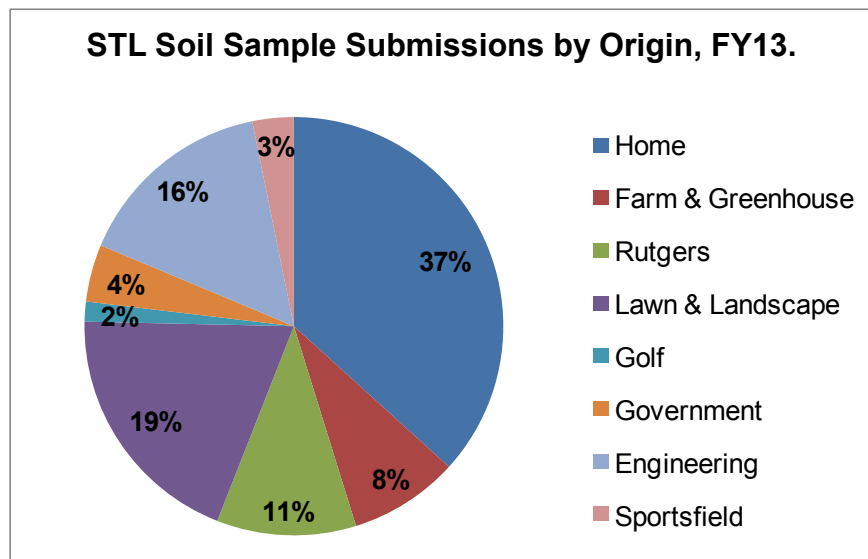


Figure 11.

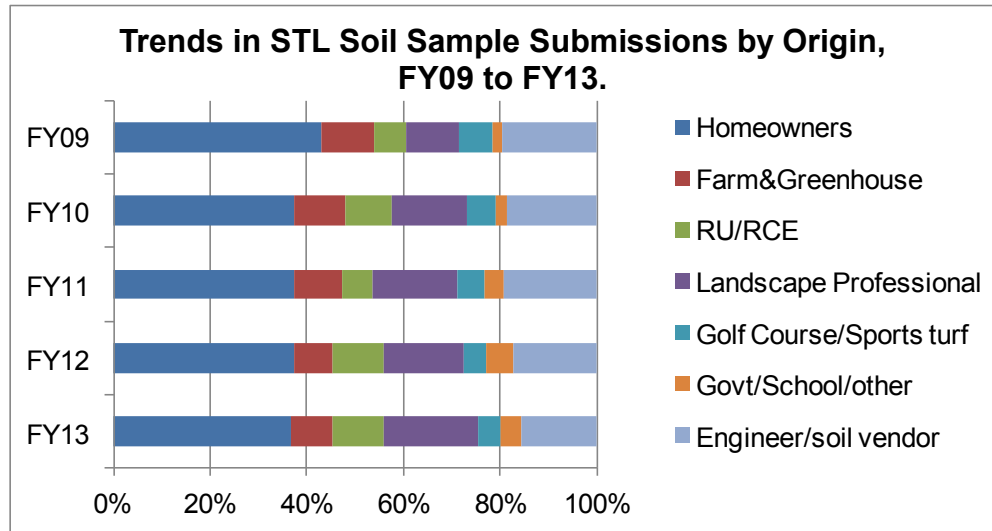


firms comprised 16% of the workload, 11% of the samples were from research or Cooperative Extension programs at Rutgers, and 4% were from government agencies, school districts and non-profits. Soil samples from residential clientele remain the majority of laboratory submissions. Samples from landscape professionals and environmental/engineering companies are important due to large numbers of samples submitted and more frequent need for special tests. Special test requests provide clear financial benefit to the lab, helping to maintain necessary income. However, turnaround time is affected when laboratory staff workload is

heavily laden with more labor-intensive special tests, with more time required to complete analyses and distribute soil test reports.

Looking back five years, annual numbers of samples submitted by various clientele groups show no clear or consistent trends as percentages of the total sample load (Figure 12). Percentage of samples from landscape professionals seem to be increasing modestly over that time period. The interest in school and community gardens may also be reflected in the appropriate category.

Figure 12.



Samples were submitted to the STL from all counties in New Jersey (Figure 13, Table 4). Many samples were submitted from counties in close proximity to the laboratory (Middlesex, Monmouth); however, because most samples for soil testing are delivered by mail (facilitated by soil testing kits sold by the county offices of RCE), public access to the laboratory is less of a factor for sample submissions than those destined for the PDL. County profiles, therefore, often reflect RCE county faculty with robust home horticulture programs that actively utilize and promote STL services or those with outreach events (Master Gardener events, fairs, field days) that provide opportunities to promote soil testing. To some degree, population centers also help describe the influx of samples. Landscapers (etc.) who work across several counties have the effect of inflating the sample numbers for their “home” county. Similarly, engineering or environmental firms submit samples from a central office that may not conform to the location where the soil was sampled, but in these cases a county affiliation is not usually identified. Such soil samples are usually submitted for “topsoil” quality control/assurance with required specifications, and recommendations are only occasionally requested. Notice that three New York county Cooperative Extension offices (Ulster, Westchester, and Sullivan Counties) have adopted Rutgers STL since Cornell University closed its public service laboratory.

For efficiency in accumulating laboratory data and generating reports for clients, an internet-based laboratory database was developed and customized for Rutgers STL by Robert Muldowney of the

Figure 13.

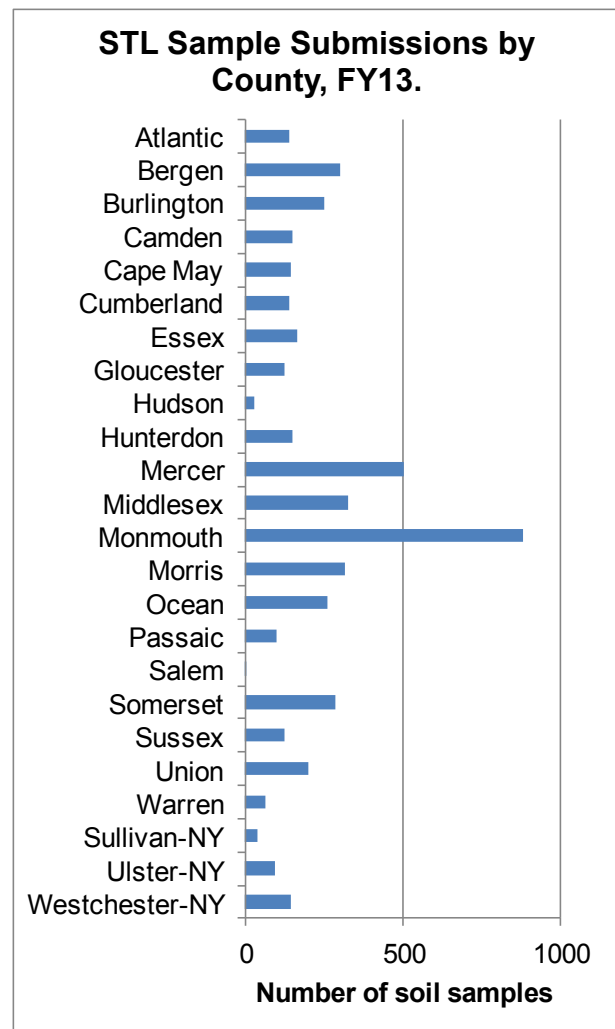


Table 4. STL soil sample submissions by county, FY09 to FY13.

In-state	FY09	FY10	FY11	FY12	FY13
Atlantic	168	129	154	159	138
Bergen	484	257	403	370	299
Burlington	487	392	290	409	252
Camden	271	218	213	207	151
Cape May	135	68	124	158	143
Cumberland	150	107	124	151	138
Essex	303	246	208	151	166
Gloucester	286	122	120	213	125
Hudson	108	27	41	25	26
Hunterdon	358	234	173	169	151
Mercer	570	531	562	669	506
Middlesex	513	439	484	394	328
Monmouth	1165	538	522	532	886
Morris	435	378	353	427	316
Ocean	473	338	273	215	260
Passaic	119	137	82	112	101
Salem	12	6	4	17	4
Somerset	557	664	325	305	284
Sussex	190	145	145	131	126
Union	386	268	224	217	199
Warren	79	64	70	108	61
New York State	0	35	132	237	278
Reference	212	134	111	128	31
Unspecified	1327	1784	2527	2731	2473
Total	8576	7261	7664	8125	7442

Figure 14. Percentages of soil samples within macronutrient classes.

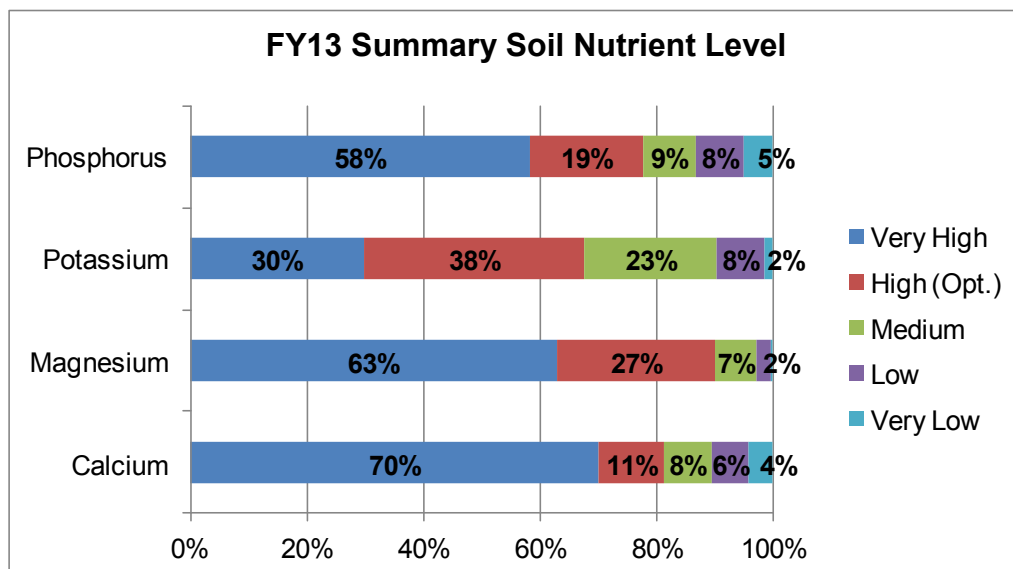
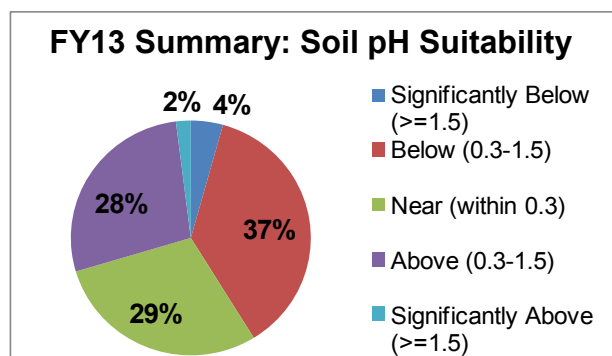


Figure 15. Soil pH of samples submitted in FY13.



NJAES IT staff; he has spent countless hours revising and upgrading the system as well as responding to emergency help questions or issues. The database is designed to handle the multitude of various sample types in terms of test data and complex reporting requirements, including data summaries such as provided here for FY13. The database also serves to deliver soil test reports to clients by email.

“Standard” fertility analysis of soils includes soil pH and levels of nine nutrients. Samples must be dried, ground, and sieved (2mm) before further processing. The nutrients are extracted by a chemical solution called “Mehlich-3” and analyzed in the extractant solution by inductively coupled plasma, atomic emission spectrophotometry (ICP-AES).

Macronutrient data of soil samples received for fertility testing from July 2012 through June 2013 are summarized in Figure 14. Colored sections of bars indicate the proportion of samples that fell into the five categories of soil test levels, very high (on the left) to very low (on the right). High or very high levels of phosphorus (P) were measured in 77% of the samples tested, and potassium (K) levels were high or very high in 68% of the samples tested.

These data suggest the historical overuse of fertilizers containing P and K on soils that do not need them. This may be the result of fertilizer manufacturers promoting routine applications of their products without benefit of soil tests. Turfgrass products vary in levels of %N-%P₂O₅-%K₂O (fertilizer grade) in their four- or five-step programs according to season, and manufacturers do not have a wide variety of products that address variations in soil test levels. Over time, this has led to the high percentage of samples with excess P and K levels. Recent recognition of negative impacts of excess P on water quality has led to in-

creased environmental regulations, including New Jersey’s turf fertilization law; fertilizer manufacturers have had to re-formulate products to provide zero- (or low-) P contents, and now more no/low-P fertilizers are becoming commercially available. At the same time, it has become more difficult to find appropriate fertilizer ratios for soil areas deficient in P. Turfgrass “starter” fertilizer is the exception to the zero-phosphate legislation, but only one fertilizer grade is typically available per manufacturer, and grades differ between manufacturers. The limited availability in the retail fertilizer market of single nutrient materials, often recommended as a supplement to mixed, “complete” fertilizers (containing N, P, and K), is likely to exacerbate over-fertilization. That is, fertilizers with inappropriate analysis may be applied because the supplemental single-nutrient fertilizers cannot be found.

Calcium (Ca) and magnesium (Mg) are at high or very high levels in even greater percentages of the soil samples received in FY13, 81% and 90% respectively. The samples that these categories represent are often at or above the target soil pH because of limestone (CaCO₃ + various percentages of MgCO₃) applications. And yet there are samples that are deficient in one or both of those elements even when pH is optimum; gypsum (CaSO₄) or MgSO₄ are recommended amendments in those cases. Otherwise when soil pH is below optimum, limestone is recommended to address both soil pH and Ca or Mg deficiency.

While large percentages of samples received by the STL have high (optimum) or very high macronutrient levels, it would be unwise to conclude without benefit of soil test that fertilization is unnecessary for all NJ soils. Soil samples received represent a small percentage of actual land area, and the samples should not be assumed to accurately represent all areas (that is, these numbers do not represent random, unbiased sampling). Furthermore, for those soils that are deficient in any nutrient, proper fertilization would make a substantial improvement in production, quality, or health of the plant/crop.

Soil pH is another characteristic that is crucial to a soil’s fertility. Soil pH that is too high or too low can cause nutrients to be unavailable (insoluble or otherwise “tied-up”) even when present in sufficient amounts. The target pH is determined by the plant/crop being grown. While most plants “prefer” soil pH in the range 6.1 to 6.8, there are certain plants that are adapted to more acidic soil, the “acid-loving” plants. Other plants have greater require-

ment for calcium and consequently perform better at slightly higher soil pH. Soil test recommendations are customized to account for these differences. Furthermore, overly acidic soils can increase solubility/availability of soluble aluminum, an element harmful to plant roots. Adjusting the soil pH benefits the plant by minimizing this stress as well.

Soil pH data of samples submitted to the STL in FY13 are in summarized Figure 15. The categories are based on the deviation from the target pH for the specified crop or planting. This demonstrates the need to optimize soil pH, either to apply limestone to raise pH or to acidify the soil. Therefore, it is clear that 29% of samples of those analyzed for pH during FY13 were “near” the target (within 0.3 pH units). Thirty-seven percent of samples were “somewhat” (0.3 - 1.5 pH units) below the optimum pH range, and appropriate limestone recommendations (various rates depending on deviation from the target and buffering capacity of the soil) were provided except in cases where acid-producing soil is suspected (pH<4.0). Four percent of samples were significantly below (>1.5 units) the optimum pH range. On the alkaline side of the scale, 28% pH samples were 0.3 to 1.5 units higher than the optimum range. If pH is above optimum by less than 0.5, the advice is to do nothing and allow the natural soil processes which occur in New Jersey’s humid, temperate climate to acidify the soil over a season. Otherwise when pH is significantly higher than the target, acidification is recommended, with elemental sulfur being the preferred soil amendment. In extreme cases, such as the 2% of samples that were more than 1.5 units above the optimum range, it is advised that the cause of alkalinity be determined before recommendations are provided.

Another interesting analysis comes from lead (Pb) screening of soil to assess contamination from historical use of leaded paint, leaded gasoline, lead arsenate pesticides, etc. Of 174 soil samples analyzed and compared to US-EPA standards, 56% had background levels of Pb, 30% were elevated; 7% were considered contaminated, and 7% exceeded the Residential Cleanup Criteria. These assessments are estimates based on correlation between EPA methods and a screening method developed in part by Rutgers researchers.

Teaching and Outreach

In addition to providing diagnostic services and soil analysis, the staff of the PDL and STL provides

significant educational and outreach services to SEBS/NJAES, RCE, and other agencies (Appendix 3). Many of these activities generated additional income for the laboratories.

Richard Buckley

Mr. Buckley is an instructor in the Rutgers Professional Golf Turf Management School. He taught four courses (Diseases of Turf; Diseases and Insect Pests of Ornamental Plants; Insect Pests in Fine Turf; and Principles of Pest Management on the Golf Course) in both the spring and fall sessions. This twice a year, 10-week teaching commitment consists of a total of 140 hours of contact time per year. The teaching efforts by the PDL staff in the Professional Golf Turf Management School generate significant income for the laboratory. This income and client development source also helps support the PDL.

Mr. Buckley participated in several other OCPE short courses in FY13. These courses included: the Golf Turf Management School: Three Week Preparatory Course; Landscape Integrated Pest Management: An Intelligent Approach; Athletic Field Construction and Maintenance Short Course; Organic Turf Management Short Course, and the Emergency Pesticide Credit Recertification Short Course.

Mr. Buckley served as the course coordinator and lecturer for the Pest Management in Landscape Turf Short Course. This was the 20th year for this one-day program. Mr. Buckley also coordinated and taught the Advanced Topics in Professional Grounds Maintenance: Turf Disease Short Course. This was the 14th time he planned and coordinated that short course.

Mr. Buckley participated as a guest speaker in two Rutgers University undergraduate and/or graduate courses: General Plant Pathology Laboratory 11:776:311, and Plant Disease Clinic 16:765:536. He team-taught the three-credit undergraduate course: Diseases and Insect Pests of Ornamental Plants 11:776:391 with Dr. Ann Gould. This was the second semester that this course has been presented.

Mr. Buckley was an invited speaker in several RCE programs. The following programs were included: North Jersey Ornamental Horticulture Conference – Landscape Day, and Organic Land Care Certification Course. Lectures in support of the Atlantic, Camden, Cape May, Gloucester, Hunterdon, Essex, Mercer, Middlesex, Monmouth, Morris,

Passaic, and Union County Master Gardener Programs were also given.

Mr. Buckley was also an invited speaker for: American Phytopathological Society National Meeting; Morris Arboretum Continuing Education Program; John Deere University programs in Saratoga, Batavia, and Verona, NY; Harrell's Turf Education Seminars in Valley Forge, PA and Worcester, MA; New Jersey Christmas Tree Association Winter Meeting and Trade Show; Penn State Professional Plant Management School; Penn State Extension: Managing Pests of Landscape Turf Seminar; New Jersey Landscape Contractors Association IPM All-stars Workshop; University of Maryland Pest Management Conference; New England Regional Turf Conference; New Jersey Green Expo Turf and Landscape Conference; New Jersey Nursery and Landscape Association NJ Plants Show - Professional Landscape and Nursery Tradeshow; Shemin Landscape Supply Company Turf Day in Baltimore, MD; Reed and Perrine Turf and Ornamentals Seminar; New York State Turfgrass and Landscape Association Westchester Conference; New York State Turf Association Western Regional Conference; New Jersey Certified Tree Expert Training Program; and the Sentinel Plant Network Northeastern Workshop.

Sabrina Tirpak

Ms. Sabrina Tirpak is responsible for teaching Turf Diseases and Turf Insects laboratory practicums in the Rutgers Professional Golf Turf Management School. She has approximately 60 hours of contact time per year in the turf school. Another OCPPE program in which she participated was Landscape Integrated Pest Management: An Intelligent Approach.

Ms. Tirpak was an invited speaker for the RCE North Jersey Ornamental Horticulture Conference – Tree Day. She also presented programs in support of the Camden, Essex, Hunterdon, Monmouth and Somerset County Master Gardener Programs.

Ms. Tirpak was also an invited speaker for the New Jersey Green Expo Turf and Landscape Conference; New Jersey Chapter of the International Society of Arboriculture 2013 Garden State Tree Conference; New Jersey Nursery and Landscape Association NJ Plants Show - Professional Landscape and Nursery Tradeshow; Frelinghuysen Arboretum's 2013 Community Garden Conference; South Orange Garden Club Workshop on Organic Gardening; Shemin Landscape Supply Company Turf Day in New York, NY; and the Sentinel Plant

Network Northeastern Workshop.

Ms. Tirpak spent considerable time and effort in FY13 conducting review sessions for Rutgers Turf Club members participating in the Golf Course Superintendents Association of America Collegiate Turf Bowl. The Turf Bowl is held at the GCSAA annual meeting. Ms. Tirpak accompanied the teams to the competition in San Diego, CA where the Rutgers team placed 6th out of 68 teams.

Stephanie Murphy

Dr. Stephanie Murphy participated in the Office of Continuing Professional Education's Turfgrass Establishment short course and the Golf Turf Soils I short course.

Dr. Murphy was an invited speaker at several RCE programs including the Central Jersey Turf and Ornamental Institute, the Organic Land Care Certification Course, and the New Jersey Contemporary Environmental Issues Conference. Dr. Murphy presented lectures in support of the Environmental Stewardship program in Central Jersey (Duke Farms) and the Morven Gardens Intern Program in Princeton, NJ. She taught Essex County Master Gardener trainees about soil and also provided continuing education to the Master Gardeners of Mercer and Monmouth Counties. Dr. Murphy also served at Rutgers Gardens' "Ask the Experts" table during its Open House.

Dr. Murphy was an invited presenter at the New Jersey Nursery and Landscape Association's Summer Meeting and the New Jersey Agricultural Convention and Tradeshow.

Dr. Murphy was a guest lecturer in the undergraduate course Soils & Water, and she hosted students from that class and the Planting Design class for tours of the STL along with detailed explanations of soil testing theory and practices. A tour of STL was also given to participants of the North East Horticultural Society's Annual Meeting.

Extension Publications

During FY13, Mr. Buckley contributed regularly to the Plant & Pest Advisory. The print version of the newsletter was transformed for the 2013 growing season into a blog format. A special section on the blog site was designated for Plant Diagnostic Laboratory activities. To date, the PDL has more than 350 unique subscribers to the site. Each week from February to October, Mr. Buckley and Ms. Tirpak wrote brief posts on the disease and insect pests problems submitted to the laboratory. Most of

the articles submitted to the PPA blog were also submitted for publication in the Cornell University ShortCUTT turfgrass newsletter.

Dr. Murphy contributed to Rutgers Cooperative Extension's response to coastal flooding regarding salt damage to plants and soil.

- <http://ocean.njaes.rutgers.edu/documents/copingwsaltwtrNov28.pdf>
- <http://turfblog.rutgers.edu/?cat=39>

Service

The PDL staff provided tours of the Ralph Geiger Turfgrass Education Center and the Plant Diagnostic Laboratory to numerous groups in FY13. In addition, the STL staff also provided tours of their lab for several programs.

Dr. Murphy has represented the Executive Dean of Cook College/School of Environmental and Biological Sciences on the New Jersey Department of Agriculture's Soil Conservation Committee since 1998. In 2012-2013, she participated in several subcommittees, including the Vegetative Standards Revision subcommittee to update the state's Soil Erosion & Sediment Control Standards, the Soil Restoration subcommittee, which developed additional Standards to assure well-functioning soils after disturbance, the Training subcommittee, and the Filter-sock committee/New Technology.

Mr. Buckley and Ms. Tirpak are members of the Cooperative Agricultural Pest Survey (CAPS) team. The CAPS program is a pest surveillance program managed by USDA-APHIS and state departments of agriculture. Universities, natural resource protection organizations, and industry groups are also partners.

Marketing

To help advertise laboratory services at grower meetings or other activities, two sets of table-top and banner display units are available on loan to anyone who wishes to advertise STL&PDL services. The laboratory staff is also willing to attend and staff an exhibit to explain laboratory services and sell soil test kits.

In FY13, this marketing initiative brought the display to the following programs: The 2012 Great Tomato Tasting; RCE of Middlesex County EARTH Center Open House; New Jersey Green Expo Turf and Landscape Conference; Northeast Organic Farming Association of New Jersey Winter Confer-

ence; New Jersey Vegetable Growers Association Meeting; Frelinghuysen Arboretum's Community Garden Conference; Rutgers Home Gardeners School; Rutgers Gardens Open House; New Jersey Nursery and Landscape Association NJ Plants Show - Professional Landscape and Nursery Tradeshow; New Jersey Nursery and Landscape Association summer meeting at Rutgers Gardens; New Jersey Flower and Garden Show; New Jersey Nursery and Landscape Association Meeting; Rutgers Day (Ag Field Day); and Rutgers Turf Field Days.

To increase visibility and market the Soil Testing Lab services, a Facebook page was created in November 2011; see www.facebook.com/RutgersSoilTestingLab. Photos from the lab were posted, and a link to the website is provided there. More-or-less frequent posts include updates about work at the lab, presentations at other venues, photos related to these activities, and related news articles or opportunities. The advantage to having a presence on Facebook is that visitors can "like" or "share" the page or post, which informs their "friends" about their interest in STL's page, causing some degree of "virality". Every post is matched with a spike in "views", and a large percentage of those are from the viral nature of Facebook (compared to standard website). Very detailed statistics are available regarding the page's postings, likes, friends, and so forth. STL personnel attended University-sponsored training regarding social media to improve efforts to engage its audience/clientele. Facebook "likes" increased from 74 to 153 through FY13.

Income

The PDL and STL are expected to recover all costs and be self-supporting. Laboratory clientele are charged a nominal fee for diagnostic and testing services as well as educational activities. Grant activity and cost-sharing arrangements also provide some degree of funding. PDL fees were last adjusted on July 1, 2006, and the STL increased their fees at that time and partially again on November 1, 2008. Current fee schedules are reported in Appendix 1.

A sample submission form and the appropriate payment accompanied the majority of samples received by the PDL from residential clientele. A submission form accompanied most commercial samples; however, the majority of these submissions did not include payment. In most cases, commercial growers preferred to be sent a bill. Most soil

testing laboratory samples require payment at submission or when the soil test kits are purchased in each county office, but invoicing of corporations or organizations has become common. In this case, soil test results are not released until invoices are paid. Monies collected in the county are passed to the laboratory accounts by check or internal transfer. Internal transfer of funds was used to pay for the plant and soil samples diagnosed or tested for research programs at Rutgers University.

In FY13, \$222,004.72 was generated from all PDL activities and covered 96% of all costs. In FY13, \$321,484.95 was generated from all STL activities and covered 90% of all costs. A complete breakout of all PDL and STL revenues and expenses is included in Appendix 2 of the unabridged copies of this report.

PDL policy permits Rutgers employees, government agencies, County faculty, extension specialists, and selected government agencies to submit a small number of samples "free of charge." These samples are to be used for educational development and government service. The laboratory also receives a number of direct requests for free service from the public. In many cases, letters are sent to the "Department of Agriculture" or to some other vague address. These requests for information eventually find their way to the appropriate laboratory. The PDL processed 11 "no charge" samples in FY13. As per PDL policy, volume discounts are provided to companies submitting large numbers of samples as well as to grant-funded projects and those samples submitted from Federal and State agencies.

Future Directions

As in the past, the top priority for FY14 will be to increase revenue and reduce expenses. To accomplish this, we will continue to advertise laboratory services at trade shows, field days, fairs, and educational programs. Laboratory staff will be participating in several cost-sharing grant activities in FY14. These efforts and our continued cooperation with the Office of Continuing Professional Education are expected to generate additional funds.

Increasing advertising and awareness of laboratory services should bring increasing numbers of samples. Even with increased sample numbers, it may be necessary to increase some testing fees in FY14 to cover increasing costs.

Further development of the soil testing data-

base continues, particularly with regard to development of automated recommendations for additional crops. Targeted action to improve efficiency of Soil Testing operations will be implemented as additional funds become available. The newest soil test, soil CO₂ respiration, will continue to be publicized to increase awareness of this valuable measure of "soil health" and potential N mineralization. Finally, building on attentiveness to State regulation for turf fertilizer application, efforts to recruit landscaping professionals into the STL clientele continue and will encourage sampling during non-peak periods to spread the annual workload. Dr. Murphy will contribute to State-mandated training programs resulting from NJ legislation.

National Plant Diagnostic Network

In 2003, the PDL was invited to participate in the National Plant Diagnostic Network (NPDN). The NPDN is a coordinated network of plant diagnostic laboratories from land grant universities in the US. The network provides a cohesive distribution system to quickly detect pests and pathogens that have been deliberately or unintentionally introduced into agricultural and natural ecosystems. It is designed to be a key part of our homeland security effort to protect agriculture in the nation. Advantages of joining the system include rapid evaluation and reporting of potential bioterrorist threats and other high consequence diseases or pest problems; rapid response time for diagnosis; formal coordination of diagnostic labs within the NPDN; improved links with Federal and State regulatory agencies; and improved quality and uniformity of information associated with sample submission and reporting. The USDA provides grant monies as incentive to participate. Mr. Buckley is the principle investigator in the Rutgers subcontract.

Northeast Plant Diagnostic Network

The Northeast Plant Diagnostic Network (NEPDN) is the regional part of the National Plant Diagnostic Network that focuses on regional concerns regarding plant diseases and insect pests. The regional center for the NEPDN is Cornell University. The Rutgers PDL has been identified as a cooperating institution and participates as a subcontractor to the regional center at Cornell. Grant monies provided by the USDA through the NEPDN were used in FY13 to pay salaries, participate in professional training programs and meetings, and to purchase equipment and supplies to upgrade the laboratory's capability for accurate and timely diag-

nosis of plant problems. Upgrades to laboratory technologies improve communication with our local stakeholders, cooperators, and experts in the northeast regional and national networks. The capacity for improved communication facilitates the rapid dissemination of information concerning current plant disease and insect pest activity. The new equipment and upgrades in technology also provide the means to create modern educational resources for use in local and regional training programs. Grant monies received for FY14 will be used to continue to upgrade laboratory capability to handle pathogens of consequence and other bio-hazards; attend training programs for insect and disease identification; hire labor to enter data into the National Plant Disease Information System; and train Master Gardeners as first detectors.

Ramapo Tomato Sale

In the spring of 2008, the New Jersey Agriculture Experiment Station revived the hybrid tomato variety 'Ramapo'. The staff of the PDL conducted the retail sale of the seed with Cindy Rovins. The variety 'Moreton' was added for the 2009 season, a "Rediscover the Jersey Tomato" t-shirt for 2010, and the variety 'KC-146' was introduced for 2013. Through FY13, the PDL has processed 9,851 orders for 27,653 packets of seeds. The t-shirts are extremely popular also with over 1,100 sold. Orders continue to come into the laboratory almost daily.

Appendix 1.

PLANT DIAGNOSTIC LABORATORY - FEE SCHEDULE

All fees are per sample. Please visit www.njaes.rutgers.edu/services for sampling instructions.

STANDARD SAMPLE (most samples except fine turf)

In-state	\$40
Out-of-state	\$95

FINE AND SPORTS TURF

In-state	
Disease/insect diagnosis	\$75
Disease/insect diagnosis & nematode assay*	\$120
Out-of-state	
Disease/insect diagnosis	\$95
Disease/insect diagnosis & nematode assay*	\$170

* Combination price applies only to samples from same location (ie. the same green, field, etc.)

NEMATODE ASSAY

In-state (except fine turf)	\$30
In-state fine turf	\$60
Out-of-state	\$95

FUNGUS AND MOLD IDENTIFICATION

In-state microscopic identification	\$50
Out-of-state microscopic identification	\$100

INSECT IDENTIFICATION

In-state	\$40
Out-of-state	\$95

PLANT AND WEED IDENTIFICATION

In-state	\$40
Out-of-state	\$95

SPECIAL TESTS

Fungicide resistance testing (per compound)	\$350
Call ahead to discuss specifics and multiple compound discounts.	
Virus testing	
Diagnostic screen	\$200
Individual test fee varies. Call ahead to discuss specifics.	
Endophyte screening	
In-state	\$75
Out-of-state	\$100
Pesticide residue and contaminant testing	
Call ahead to discuss available tests and fees.	

**OTHER SERVICES NEGOTIABLE.
CONTRACTS AND VOLUME DISCOUNTS ARE AVAILABLE.
ALL FEES ARE SUBJECT TO CHANGE WITHOUT NOTICE.**

Appendix 1. (continued).

SOIL TESTING LABORATORY - FEE SCHEDULE

All fees are per sample. Please visit www.njaes.rutgers.edu/services for sampling instructions.

LANDSCAPE

Level 1 - Fertility Test: \$20 Nutrients, pH, recommendations

Level 2 - Problem Solver (soil/plant suitability test): \$50 Nutrients, pH, soluble salt level, organic matter content, soil textural class, recommendations

Level 3 - Topsoil Evaluation: \$80 Nutrients, pH, soluble salt level, organic matter content, percentages of sand/silt/clay, soil textural class, gravel content, recommendations

FARM

Farm Fertility Test: \$20 Nutrients, pH, estimated CEC & cation saturation, recommendations from RCE agent

Pre-sidedress Nitrate Test (only): \$20 Nitrate-nitrogen soil to determine mid-season fertilizer requirement. Results within 3 working days (assuming dry sample when received), report FAXed.

Full Farm Test: \$50 Nutrients, pH, estimated CEC & cation saturation, Inorganic-nitrogen, organic matter content, recommendations from RCE agent

GOLF & SPORTS TURF

Golf/Sports Turf Fertility Test: \$20 Nutrients, pH, estimated CEC & cation saturation, recommendations

Golf/Sports Total Turf Soil Test: \$50 Nutrients, pH, estimated CEC & cation saturation, soluble salt level, organic matter content, soil textural class, recommendations

Sand-based Root Zone Test: \$50 Nutrients, pH, estimated CEC & cation saturation, recommendations, soluble salt level, organic matter content by loss-on-ignition, percentage fines, recommendations

ORGANIC MEDIA

Greenhouse (soilless) Potting Media: \$50 Nutrients, pH, electrical conductivity, available nitrogen (nitrate and ammonium) by saturated media extract

Compost/Basic: \$60 pH, electrical conductivity, nitrate-nitrogen by saturated media extract, maturity index

Compost/Technical: \$125 pH, electrical conductivity, available nitrogen (nitrate and ammonium) by saturated media extract, organic matter content, total Kjeldahl nitrogen, C:N ratio, maturity index, moisture content, coarse/inert fragment content. Report FAXed.

Compost Available Nutrients: add \$15 (add to either compost test above) Water-soluble P, K, Ca, Mg, Cu, Mn, Zn, B, Fe by saturated media extract

Compost Total Nutrients: add \$50 (add to either compost test above) Total P, K, Ca, Mg, Cu, Mn, Zn, B, Mo in ashed compost sample

Notes: "Nutrients" refers to P, K, Ca, Mg, Cu, Mn, Zn, B, Fe. Cation saturation refers to calculated % of CEC for macronutrient cations: Ca, Mg, K. The pH test includes determination of lime requirement by Adams-Evans buffer. When not preceded by "percentages of sand/silt/clay", "soil textural class" refers to texture by feel (qualitative).

Appendix 1. (continued).

TECHNICAL TESTING

Permeability Class Rating: \$100 Percentages sand/silt/clay, sieve analysis of sand, gravel content. Report FAXed.

Acid-producing Soil Test: \$40 pH before and after oxidation, level of sulfate for determination of acid sulfide/sulfate soil or sediment. Report FAXed.

Technical Topsoil Evaluation: for blended/manufactured topsoil substitute \$85 Fertility, pH, soluble salt level, organic matter content, percentages of sand/silt/clay, soil textural class, gravel content, visual assessment. Report FAXed.

Ecological Research Test: \$110 Nutrients, pH, estimated CEC & cation saturation, soluble salts, organic matter content, percentages of sand/silt/clay, soil textural class, TKN, Inorganic N. Report FAXed.

INDIVIDUAL SOIL TESTS

Soil pH and Lime Requirement Only: \$10

Soluble Salt Test: \$10

Soil Organic Matter Content: \$15

Loss-on-ignition Organic Matter: \$15 by ashing

Soil Texture/Particle Size: \$30 sand/silt/clay %

USDA Sieve Analysis of Sand: \$50 class percentages: very coarse, coarse, medium, fine, very fine; also gravel content

Custom Sieve Analysis: \$15/sieve client specified

Gravel (>2mm) Size Distribution: \$10

Inorganic Nitrogen: \$20 nitrate- and ammonium-nitrogen

Total (Kjeldahl) Nitrogen: \$20

Cation Exchange Capacity or Exchangeable Cations: \$50 Ca, Mg, K, & Na

Cation Exchange Capacity & Exchangeable Cations: \$75 percentages of Ca, Mg, K, & Na on exchange sites

Lead Screening by Mehlich 3: \$20 extractable lead (Pb) and estimated total lead; interpretation of relative risk

Soil Water Content, as received: \$10

OTHER ANALYSES

Water Analysis for Irrigation: \$20 pH; soluble salt content; soluble P, nitrate-nitrogen, & Fe

Plant Tissue Analysis: call for estimate Kjeldahl N; P, K, Ca, Mg, Cu, Mn, Zn, B, Fe, Mo

FEE ADJUSTMENTS

Express Processing: \$50 charge per sample. Turnaround time will depend on tests required and total number of samples in batch. Includes FAXing of report.

Special Reporting Requirements: \$180/hour calculated in 15 minute increments for example percent passing format for sieve analysis, calculation of coefficient of uniformity, particle size distribution graph, compliance of results to specifications, recommendations to meet specifications, critique of specifications

Appendix 2. Plant Diagnostic and Soil Testing Budgets

Table A2.1. Expenses, PDL-FY13.

Salaries and benefits (full and part time staff)	\$216,266.35
Supplies and services	
Diagnostic and testing supplies	
Printing and marketing	
References	
Equipment maintenance	
Office supplies	
Credit card fees	\$11,279.61
Communications	
Telephone/fax	
Postage	\$1,782.07
Travel	
Paid talks and professional meetings	\$1,328.30
Total operating costs	\$230,656.33

Table A2.2. Income, PDL-FY13.

Sample fees	\$92,884.00
Lecture fees	
OCPE and other honorarium	\$20,353.75
Grants and contracts	
NPDN	\$20,250.00
Other	
Salaries (NJAES/SEBS)	\$88,516.97
Total actual income	\$222,004.72

Table A2.3. Estimated expenses, PDL-FY14.

Salary and benefit costs	\$220,000.00
Supplies and services	\$12,000.00
Communications, marketing and travel	\$3,000.00
Total potential cost FY12	\$235,000.00

Table A2.4. Estimated income, PDL-FY14.

Plant Health Samples	
2000 @ \$55 average fee per sample	\$110,000.00
Lecture fees	
OCPE and other honoraria	\$20,000.00
Cost recovery	
Grant and contracts	\$20,000.00
Salaries (NJAES/SEBS)	\$90,000.00
Total potential income FY12	\$240,000.00

Appendix 2. Plant Diagnostic and Soil Testing Budgets (continued).

Table A2.5. Expenses, STL-FY13.

Salaries and benefits (full and part time staff)	\$286,704.97
Supplies and services	
Lab chemicals and supplies	
Proficiency testing program	
Soil test kits	
Office supplies	
Computer maintenance	
Printing and marketing	
Credit card fees	\$23,189.81
Equipment/Maintenance	
New lab instruments	
Service contracts.....	\$22,160.78
Communications	
Telephone/fax	
Postage	\$3,293.27
Travel	
Paid talks and professional meetings	\$941.56
Payment to NJAES	
ICP purchase reimbursement	\$20,000.00
<hr/>	
Total operating costs	\$356,290.39

Table A2.6. Income, STL-FY13.

Sample fees	
STL.....	\$265,685.30
Lecture fees	
OCPE and other honoraria	\$100.00
Other	
Salaries (NJAES/SEBS)	\$55,699.65
<hr/>	
Total actual income	\$321,484.95

Table A2.7. Estimated expenses, STL-FY14.

Salary and benefit costs	\$294,000.00
Supplies and services.....	\$25,000.00
Equipment/Maintenance.....	\$12,000.00
Communications, marketing and travel	\$4,500.00
Payment to NJAES	
ICP purchase reimbursement	\$10,000.00
<hr/>	
Total potential cost FY14	\$345,500.00

Table A2.8. Estimated income, STL-FY14.

Soil Analysis	
8,000 @ \$35 average fee per sample	\$280,000.00
Lecture fees	
OCPE and other honoraria	\$250.00
Cost recovery	
Salaries (NJAES/SEBS)	\$57,100.00
<hr/>	
Total potential income FY14.....	\$337,350.00

Appendix 3.
Table A3.1. Complete listing of lectures presented by Richard J. Buckley, PDL Director, FY13.

Date	Title	Audience	Location	Participants ¹
07/16/12	Plant Diagnostic Laboratory Operating Protocols (1hr)	Plant Disease Clinic (16:765:536)	Cook Campus	C
08/07/12	Inside the Diagnostic Lab: Abiotic Stress in Turf (0.5hr)	American Phytopathological Society National Meeting	Providence, RI	C,I,T
09/20/12	The Art and Science of Disease Diagnosis (3hr)	Master Gardeners Training Program	Passaic County	H
10/12/12	Identification and Control of Ornamental Plant Disorders (6hr)	Morris Arboretum Continuing Education Programs	Philadelphia, PA	A,C,H,I,L
10/15/12	Turf Diseases: Basic Mycology (2hr)	Professional Golf Turf Management School	Cook Campus	T
10/15/12	Principals of Pest Management: IPM Basics (1.5hr)	Professional Golf Turf Management School	Cook Campus	T
10/16/12	The Art and Science of Disease Diagnosis (2hr)	Master Gardeners Training Program	Union County	H
10/17/12	Insects in Fine Turf: Growth and Development / Behavior (1.5hr)	Professional Golf Turf Management School	Cook Campus	T
10/17/12	Diseases and Insect Pests of Ornamentals: Leaf, Needle and Transition Diseases / Cankers (2hr)	Professional Golf Turf Management School	Cook Campus	T
10/18/12	Diseases of Turf (1hr)	Emergency Pesticide Recertification Short Course	Cook Campus	A,T,L
10/22/12	Turf Diseases: Red Thread / Snow Molds (2hr)	Professional Golf Turf Management School	Cook Campus	T
10/22/12	Principals of Pest Management: Scouting (1.5hr)	Professional Golf Turf Management School	Cook Campus	T
10/24/12	Insects in Fine Turf: Nematodes (1.5hr)	Professional Golf Turf Management School	Cook Campus	T
10/24/12	Diseases and Insect Pests of Ornamentals: Root and Crown Rots / Vascular Wilts (2hr)	Professional Golf Turf Management School	Cook Campus	T
10/25/12	Diseases and Insect Pests of Turf (3hr)	Emergency Pesticide Recertification Short Course	Cook Campus	A,T,L
10/25/12	The Art and Science of Disease Diagnosis (3hr)	Master Gardeners Training Program	Middlesex County	H
10/26/12	The Art and Science of Disease Diagnosis (3hr)	Master Gardeners Training Program	Middlesex County	H
11/05/12	Turf Diseases: Pythium Diseases / Yellow Tuft (2hr)	Professional Golf Turf Management School	Cook Campus	T
11/05/12	Principals of Pest Management: Principals of Pest Control (1.5hr)	Professional Golf Turf Management School	Cook Campus	T
11/05/12	Principals of Pest Management: Cultural Strategies (1.5hr)	Professional Golf Turf Management School	Cook Campus	T
11/07/12	Insects in Fine Turf: White Grubs (1.5hr)	Professional Golf Turf Management School	Cook Campus	T
11/07/12	Insects in Fine Turf: Billbugs and Annual Bluegrass Weevils (1.5hr)	Professional Golf Turf Management School	Cook Campus	T
11/07/12	Diseases and Insect Pests of Ornamentals: Molds, Mildews, and Rusts / Mites (2hr)	Professional Golf Turf Management School	Cook Campus	T
11/08/12	What's the Fuss Over Bacterial Wilt? (1hr)	Harrell's Turf Education Seminar	Valley Forge, PA	A,I,L,T

**Appendix 3. (Continued)
Table A3.1. (Continued)**

Date	Title	Audience	Location	Participants¹
11/12/12	Turf Diseases: Fairy Ring / Rhizoctonia Diseases (2hr)	Professional Golf Turf Management School	Cook Campus	T
11/12/12	Principals of Pest Management: Fungicide Selection (1.5hr)	Professional Golf Turf Management School	Cook Campus	T
11/13/12	Root-Infesting Patch Diseases (1hr)	Harrell's Turf Education Seminar	Worcester, MA	A,I,L,T
11/14/12	Insects in Fine Turf: Lepids in Turf (1.5hr)	Professional Golf Turf Management School	Cook Campus	T
11/14/12	Diseases and Insect Pests of Ornamentals: Defoliators (2hr)	Professional Golf Turf Management School	Cook Campus	T
11/14/12	Diseases and Insect Pests of Ornamentals: Sucking Insects (2hr)	Professional Golf Turf Management School	Cook Campus	T
11/16/12	Nematodes and Nematode Extraction (3hr)	General Plant Pathology Lab (11:770:311)	Cook Campus	C
11/19/12	Turf Diseases: Root Infesting Patch Diseases / Bentgrass Dead Spot (2hr)	Professional Golf Turf Management School	Cook Campus	T
11/19/12	Turf Diseases: Anthracnose / Dollar Spot / Copper Spot (2hr)	Professional Golf Turf Management School	Cook Campus	T
11/19/12	Principals of Pest Management: Insecticide Selection (1.5hr)	Professional Golf Turf Management School	Cook Campus	T
11/21/12	Insects in Fine Turf: Chinch Bugs and Green Bugs (1.5hr)	Professional Golf Turf Management School	Cook Campus	T
11/21/12	Diseases and Insect Pests of Ornamentals: Borers - Lepids (2hr)	Professional Golf Turf Management School	Cook Campus	T
11/26/12	Turf Diseases: Gray Leaf Spot / Leaf Spots (2hr)	Professional Golf Turf Management School	Cook Campus	T
11/26/12	Principals of Pest Management: Biorational Pesticides (1.5hr)	Professional Golf Turf Management School	Cook Campus	T
11/29/12	The Art and Science of Disease Diagnosis (3hr)	Master Gardeners Training Program	Mercer County	H
12/03/12	Turf Diseases: Rusts, Smuts, Molds, Mildews and Minor Leaf Blights (2hr)	Professional Golf Turf Management School	Cook Campus	T
12/03/12	Principals of Pest Management: Turf Diagnostic Tips (1.5hr)	Professional Golf Turf Management School	Cook Campus	T
12/04/12	Granular Fungicides that Work and Why (0.5hr)	New Jersey Green Expo Turf and Landscape Conference	Atlantic County	A,I,L,T
12/05/12	Recognizing Abiotic Plant Disorders in Turf (0.5hr)	New Jersey Green Expo Turf and Landscape Conference	Atlantic County	A,I,L,T

**Appendix 3. (Continued)
Table A3.1. (Continued)**

Date	Title	Audience	Location	Participants¹
12/05/12	Almost Turf: Diseases of Bedding Plants (0.5hr)	New Jersey Green Expo Turf and Landscape Conference	Atlantic County	A,I,L,T
12/06/12	Plants We All Love and the Diseases That Will Break Your Heart (1hr)	New Jersey Green Expo Turf and Landscape Conference	Atlantic County	A,I,L,T
12/07/12	Insects in Fine Turf: Moles Crickets and Crane Flies (1.5hr)	Professional Golf Turf Management School	Cook Campus	T
12/07/12	Diseases and Insect Pests of Ornamentals: Borers - Beetles (2hr)	Professional Golf Turf Management School	Cook Campus	T
12/10/12	Basic Turf Disease: Pick Your Best Defense (1hr)	Penn State Professional Plant Management School	Grantville, PA	A,I,T
12/13/12	Basic Turf Disease: Pick Your Best Defense (1hr)	University of Maryland Pest Management Conference	Westminster, MD	A,I,T
12/13/12	Recognizing Abiotic Plant Disorders in Turf (1hr)	University of Maryland Pest Management Conference	Westminster, MD	A,I,L,T
12/17/12	The Art and Science of Disease Diagnosis (3hr)	Master Gardeners Training Program	Morris County	H
01/07/13	Turf Diseases: Basic Plant Pathology (2hr)	Professional Golf Turf Management School	Cook Campus	T
01/07/13	Principals of Pest Management: What is IPM? (1.5hr)	Professional Golf Turf Management School	Cook Campus	T
01/08/13	Insects that Suck! (1hr)	New York State Turf and Landscape Association: Westchester Conference	Yonkers, NY	A,L,T
01/08/13	Basic Turf Disease Part 2: The Rings of Death (1hr)	New York State Turf and Landscape Association: Professional Golf Turf Management School	Yonkers, NY	A,L,T
01/09/13	Insects in Fine Turf: Introduction to Entomology / Structure and Function (1.5hr)	Professional Golf Turf Management School	Cook Campus	T
01/09/13	Diseases and Insect Pests of Ornamentals: New Plant Pathogens; Bacteria and Viruses (2hr)	Professional Golf Turf Management School	Cook Campus	T
01/09/13	Plant Diagnostic Lab Update 2012 (1hr)	North Jersey Ornamental Horticulture Symposium: Landscape Day	Morris County	A,L,T
01/11/13	The Complete Turf Disease for Golf Courses (3hr)	Professional Golf Turf Management School: Three Week Course	Cook Campus	T
01/14/13	Turf Diseases: Basic Mycology (2hr)	Professional Golf Turf Management School	Cook Campus	T
01/14/13	Principals of Pest Management: IPM Basics (1.5hr)	Professional Golf Turf Management School	Cook Campus	T
01/16/13	The Art and Science of Disease Diagnosis (1.5hr)	Landscape IPM Short Course	Cook Campus	L,T
01/16/13	Insects in Fine Turf: Insect Orders (1.5hr)	Professional Golf Turf Management School	Cook Campus	T
01/16/13	Diseases and Insect Pests of Ornamentals: Abiotic	Professional Golf Turf Management School	Cook Campus	T

**Appendix 3. (Continued)
Table A3.1. (Continued)**

Date	Title	Audience	Location	Participants¹
01/17/13	Stress Disorders (2hr) Organic Disease Management of Landscape Plants (1.5hr)	Organic Land Care Certification Course	Middlesex County	L, T
01/18/13	The Complete Turf Disease for Golf Courses (3hr)	Professional Golf Turf Management School: Three Week Course	Cook Campus	T
01/21/13	Turf Diseases: Red Thread / Snow Molds (2hr)	Professional Golf Turf Management School	Cook Campus	T
01/21/13	Principals of Pest Management: Scouting (1.5hr)	Professional Golf Turf Management School	Cook Campus	T
01/22/13	Turf Encounters of the Third Kind: the Diseases We Never Cover (1hr)	New Jersey Nursery and Landscape Association: NJ Plants Show - Professional Landscape and Nursery Tradeshow	Middlesex County	A, L, T
01/23/13	Insects in Fine Turf: Growth and Development / Behavior (1.5hr)	Professional Golf Turf Management School	Cook Campus	T
01/23/13	Diseases and Insect Pests of Ornamentals: Leaf, Needle and Transition Diseases / Cankers (2hr)	Professional Golf Turf Management School	Cook Campus	T
01/24/13	Fungicide Selection and Use (1hr)	Shemin Landscape Supply Company: Baltimore Turf Day	Baltimore, MD	L, T
01/24/13	Blight, Molds, and Mildews - Oh My! (1hr)	Shemin Landscape Supply Company: Baltimore Turf Day	Baltimore, MD	L, T
01/26/13	Breaking Our Affair with the Douglas-fir (1hr)	New Jersey Christmas Tree Growers Association: Winter Meeting and Trade Show	Burlington County	L, T
01/27/13	Use of Non-Synthetic Fungicides for Turf Disease (0.5hr)	Organic Turf Management Short Course	Cook Campus	L, T
01/28/13	Turf Diseases: Pythium Diseases / Yellow Tuft (2hr)	Professional Golf Turf Management School	Cook Campus	T
01/28/13	Principals of Pest Management: Principals of Pest Control (1.5hr)	Professional Golf Turf Management School	Cook Campus	T
01/29/13	Insects in Fine Turf: Nematodes (1.5hr)	Professional Golf Turf Management School	Cook Campus	T
01/29/13	Diseases and Insect Pests of Ornamentals: Root and Crown Rots / Vascular Wilts (2hr)	Professional Golf Turf Management School	Cook Campus	T
01/30/13	Recognizing Abiotic Plant Disorders in Turf (0.5hr)	New Jersey Landscape Contractors Association: IPM All-Stars Workshop	Bergen County	A, L, T
01/30/13	Insects in Fine Turf: White Grubs (1.5hr)	Professional Golf Turf Management School	Cook Campus	T
01/30/13	Diseases and Insect Pests of Ornamentals: Molds, Mildews, and Rusts / Mites (2hr)	Professional Golf Turf Management School	Cook Campus	T

**Appendix 3. (Continued)
Table A3.1. (Continued)**

Date	Title	Audience	Location	Participants¹
01/31/13	Basic Turf Diseases: Pick Your Best Defense (2hr)	Pest Management in Landscape Turf Short Course	Cook Campus	L,T
01/31/13	Insect Pests of Turfgrass (2hr)	Pest Management in Landscape Turf Short Course	Cook Campus	L,T
02/01/13	Basic Turf Diseases: Pick Your Best Defense (2hr)	Penn State Extension: Managing Pests of Landscape Turf	Collegeville, PA	L,T
02/01/13	Insect Pests of Turfgrass (2hr)	Penn State Extension: Managing Pests of Landscape Turf	Collegeville, PA	L,T
02/04/13	Turf Diseases: Fairy Ring/Rhizoctonia Diseases (2hr)	Professional Golf Turf Management School	Cook Campus	T
02/04/13	Principals of Pest Management: Cultural Strategies (1.5hr)	Professional Golf Turf Management School	Cook Campus	T
02/05/13	The Art and Science of Disease Diagnosis (3hr)	Master Gardeners Training Program	Atlantic County	H
02/07/13	The Art and Science of Disease Diagnosis (3hr)	Master Gardeners Training Program	Camden County	H
02/11/13	Turf Diseases: Root Infecting Patch Diseases / Bentgrass Dead Spot (2hr)	Professional Golf Turf Management School	Cook Campus	T
02/11/13	Principals of Pest Management: Fungicide Selection (1.5hr)	Professional Golf Turf Management School	Cook Campus	T
02/13/13	Insects in Fine Turf: Billbugs and Annual Bluegrass Weevils (1.5hr)	Professional Golf Turf Management School	Cook Campus	T
02/13/13	Diseases and Insect Pests of Ornamentals: Defoliators (2hr)	Professional Golf Turf Management School	Cook Campus	T
02/18/13	Turf Diseases: Anthracnose / Dollar Spot / Copper Spot (2hr)	Professional Golf Turf Management School	Cook Campus	T
02/18/13	Principals of Pest Management: Insecticide Selection (1.5hr)	Professional Golf Turf Management School	Cook Campus	T
02/19/13	Hands on Diagnostics Training (3hr)	Master Gardeners Training Program	Hunterdon County	H
02/20/13	Insects in Fine Turf: Lepids in Turf (1.5hr)	Professional Golf Turf Management School	Cook Campus	T
02/20/13	Diseases and Insect Pests of Ornamentals: Sucking Insects (2hr)	Professional Golf Turf Management School	Cook Campus	T
02/21/13	Insects in Fine Turf: Chinch Bugs and Green Bugs (1.5hr)	Professional Golf Turf Management School	Cook Campus	T
02/21/13	Diseases and Insect Pests of Ornamentals: Borers - Lepids (2hr)	Professional Golf Turf Management School	Cook Campus	T
02/21/13	2012 Year in Review (1hr)	Reed and Perrine Turf and Ornamental Seminar	Monmouth County	A,L,T
02/22/13	Basic Turf Diseases: Pick Your Best Defense (1hr)	Athletic Field Construction and Maintenance	Cook Campus	T

**Appendix 3. (Continued)
Table A3.1. (Continued)**

Date	Title	Audience	Location	Participants¹
02/25/13	Recognizing Abiotic Plant Disorders in Turf (1hr)	Short Course New York State Turf Association: Western Regional Conference	Buffalo, NY	I, T
02/25/13	Fungicide Selection and Use (1hr)	New York State Turf Association: Western Regional Conference	Buffalo, NY	I, T
02/25/13	Diagnostic Tips for the Problem Lawn (1hr)	New York State Turf Association: Western Regional Conference	Buffalo, NY	I, L, T
02/27/13	Insects in Fine Turf: Moles Crickets and Crane Flies (1.5hr)	Professional Golf Turf Management School	Cook Campus	T
02/27/13	Diseases and Insect Pests of Ornamentals: Borers - Beetles (2hr)	Professional Golf Turf Management School	Cook Campus	T
03/05/13	Basic Turf Disease: Pick Your Best Defense (1hr)	Penn State Professional Plant Management School	Lancaster, PA	A, L, T
03/06/13	Plants I Love to Hate (1hr)	New England Regional Turfgrass Conference	Providence, RI	L, T
03/07/13	Root-infecting Patch Diseases (1hr)	New England Regional Turfgrass Conference	Providence, RI	A, L, T
03/07/13	Keep Your Most Aggravating Turf Diseases in Check (1hr)	New England Regional Turfgrass Conference	Providence, RI	A, L, T
03/08/13	The Complete Turf Disease (6hr)	Advanced Turf Disease Short Course	Cook Campus	L, T
03/12/13	Recognizing Abiotic Plant Disorders in Turf (1hr)	John Deere University: Saratoga New York	Saratoga, NY	A, L, T
03/13/13	Recognizing Abiotic Plant Disorders in Turf (1hr)	John Deere University: Turning Stone Resort	Verona, NY	A, L, T
03/14/13	Recognizing Abiotic Plant Disorders in Turf (1hr)	John Deere University: Batavia New York	Batavia, NY	A, L, T
03/20/13	The Art and Science of Disease Diagnosis (3hr)	Master Gardeners Training Program	Essex County	H
03/25/13	Lecture 2: Scouting (1.3h)	Diseases and Insect Pests of Ornamental Plants (11:776:391)	Cook Campus	C
03/26/13	The Art and Science of Disease Diagnosis (3hr)	Master Gardeners Training Program	Monmouth County	H
03/26/13	The Art and Science of Disease Diagnosis (3hr)	Master Gardeners Training Program	Gloucester County	H
03/27/13	Lecture 3A: Insecticide Selection and Use / Lecture 3B: Least Toxic Products (1.3h)	Diseases and Insect Pests of Ornamental Plants (11:776:391)	Cook Campus	C
04/01/13	Lecture 4: Borers - Lepids (1.3h)	Diseases and Insect Pests of Ornamental Plants (11:776:391)	Cook Campus	C
04/03/13	Lecture 5: Borers - Scolytids (1.3h)	Diseases and Insect Pests of Ornamental Plants (11:776:391)	Cook Campus	C
04/08/13	Lecture 6: Borers - Roundheaded and Flatheaded (1.3h)	Diseases and Insect Pests of Ornamental Plants (11:776:391)	Cook Campus	C

**Appendix 3. (Continued)
Table A3.1. (Continued)**

Date	Title	Audience	Location	Participants¹
04/10/13	Lecture 7A: Borers - Curculionids / Lecture 7B: Gall Makers and Miners (1.3h)	Diseases and Insect Pests of Ornamental Plants (11:776:391)	Cook Campus	C
04/15/13	Lecture 8: Defoliators - Sawflies (1.3h)	Diseases and Insect Pests of Ornamental Plants (11:776:391)	Cook Campus	C
04/17/13	Lecture 9: Defoliators - Lepids (1.3h)	Diseases and Insect Pests of Ornamental Plants (11:776:391)	Cook Campus	C
04/20/13	Tree Disease Basics (2hr)	Certified Tree Expert Training Program	Cook Campus	A,L
04/22/13	Lecture 10A: Defoliators - Coleopterans / Lecture 10B: Sucking Pests - True Bugs (1.3h)	Diseases and Insect Pests of Ornamental Plants (11:776:391)	Cook Campus	C
04/23/13	The Art and Science of Disease Diagnosis (3hr)	Master Gardeners Training Program	Cape May County	H
04/24/13	Lecture 11: Sucking Pests - Scales (1.3h)	Diseases and Insect Pests of Ornamental Plants (11:776:391)	Cook Campus	C
04/29/13	Lecture 12: Sucking Pests - Plant Lice (1.3h)	Diseases and Insect Pests of Ornamental Plants (11:776:391)	Cook Campus	C
05/01/13	Lecture 13: Sucking Pests - Hoppers (1.3h)	Diseases and Insect Pests of Ornamental Plants (11:776:391)	Cook Campus	C
05/06/13	Lecture 14: Mites (1.3h)	Diseases and Insect Pests of Ornamental Plants (11:776:391)	Cook Campus	C
06/25/13	Sharpening Observation Skills / Scouting for Regional Pests and Pathogens Walk (1.5hr)	Sentinel Plant Network Northeastern Workshop	Morris County	A,L

Table A3.2. Complete listing of lectures presented by Sabrina Tirpak, PDL Principal Laboratory Technician, FY13.

Date	Title	Audience	Location	Participants¹
10/04/12	Review Session for GCSAA Collegiate Turf Bowl Competition (1.5hr)	GCSAA Turf Bowl Review Session	Cook Campus	C
10/11/12	Review Session for GCSAA Collegiate Turf Bowl Competition (1.5hr)	GCSAA Turf Bowl Review Session	Cook Campus	C
10/11/12	Turf Insect Laboratory - Insect Orders (3hr)	Professional Golf Turf Management School	Cook Campus	T
10/16/12	Turf Disease Laboratory - Basic Mycology (3hr)	Professional Golf Turf Management School	Cook Campus	T

**Appendix 3. (Continued)
Table A3.2. (Continued)**

Date	Title	Audience	Location	Participants¹
10/18/12	Review Session for GCSAA Collegiate Turf Bowl Competition (1.5hr)	GCSAA Turf Bowl Review Session	Cook Campus	C
11/08/12	Review Session for GCSAA Collegiate Turf Bowl Competition (1.5hr)	GCSAA Turf Bowl Review Session	Cook Campus	C
11/13/12	Turf Disease Laboratory - Introduction to Microscopy (3hr)	Professional Golf Turf Management School	Cook Campus	T
11/15/12	Turf Insect Laboratory - White Grubs (3hr)	Professional Golf Turf Management School	Cook Campus	T
11/15/12	Review Session for GCSAA Collegiate Turf Bowl Competition (1.5hr)	GCSAA Turf Bowl Review Session	Cook Campus	C
11/26/12	Turf Insect Laboratory - Turfgrass Insect Pests (3hr)	Professional Golf Turf Management School	Cook Campus	T
11/27/12	Turf Disease Laboratory - Turfgrass Pathogens (3hr)	Professional Golf Turf Management School	Cook Campus	T
12/06/12	Cicada Killers and Other Nuisance Pests in the Lawn and Landscape (1hr)	New Jersey Green Expo Turf and Landscape Conference	Atlantic County	A,I,L,T
12/06/12	Plants We All Love and the Insect Pest Problems That Will Break Your Heart (1hr)	New Jersey Green Expo Turf and Landscape Conference	Atlantic County	A,I,L,T
12/07/12	Turf Disease Laboratory - Turf Pathogens Review and Final (1.5hr)	Professional Golf Turf Management School	Cook Campus	T
12/11/12	Turf Insect Laboratory - Turfgrass Insect Pests Review and Final (1.5hr)	Professional Golf Turf Management School	Cook Campus	T
01/08/13	Sawfly, Don't Bother Me (1hr)	North Jersey Ornamental Horticulture Symposium: Tree Day	Morris County	A,L,T
01/15/13	Turf Disease Laboratory - Basic Mycology (3hr)	Professional Golf Turf Management School	Cook Campus	T
01/16/13	Household Insect Pests (3hr)	Master Gardeners Training Program	Essex County	H
01/17/13	Turf Insect Laboratory - Insect Orders (3hr)	Professional Golf Turf Management School	Cook Campus	T
01/17/13	Key Insect Pests of Ornamentals (1.75hr)	Landscape IPM Short Course	Cook Campus	L,T
01/23/13	They'll be Back! Strategies for Terminating Common Insect Pests - Scales (1hr)	New Jersey Nursery and Landscape Association: NJ Plants Show - Professional Landscape and Nursery Tradeshow	Middlesex County	A,L,T
01/24/13	Review Session for GCSAA Collegiate Turf Bowl Competition (1.5hr)	GCSAA Turf Bowl Review Session	Cook Campus	C
01/29/13	Turf Disease Laboratory - Introduction to Microscopy (3hr)	Professional Golf Turf Management School	Cook Campus	T
01/31/13	Turf Insect Laboratory - Insect Growth, Development, and Behavior (3hr)	Professional Golf Turf Management School	Cook Campus	T

**Appendix 3. (Continued)
Table A3.2. (Continued)**

Date	Title	Audience	Location	Participants¹
02/13/13	Turf Disease Laboratory - Turfgrass Pathogens (3hr)	Professional Golf Turf Management School	Cook Campus	T
02/14/13	Turf Insect Laboratory - White Grubs (3hr)	Professional Golf Turf Management School	Cook Campus	T
02/26/13	Turf Disease Laboratory - Turfgrass Pathogens Continued (3hr)	Professional Golf Turf Management School	Cook Campus	T
02/28/13	Turf Insect Laboratory - Using Dichotomous Keys to Identify Turf Insects (3hr)	Professional Golf Turf Management School	Cook Campus	T
03/02/13	Organic Control of Common Insect Pests in the Vegetable Garden (1hr)	Frelinghuysen Arboretum's 2013 Community Garden Conference	Morris County	H
03/09/13	Organic Control of Common Insect Pests in the Vegetable Garden	South Orange Garden Club Workshop on Organic Gardening	Essex County	H
03/12/13	Turf Disease Laboratory - Turf Pathogens Review and Final (3hr)	Professional Golf Turf Management School	Cook Campus	T
03/13/13	Beyond Boxwoods and Impatiens: Blights and Mildews that Cramp our Style (1hr)	Shemin Landscape Supply Company: New York Turf Day	New York, NY	L,T
03/13/13	Understanding White Grubs (1hr)	Shemin Landscape Supply Company: New York Turf Day	New York, NY	L,T
03/14/13	Turf Insect Laboratory - Review and Final (3hr)	Professional Golf Turf Management School	Cook Campus	T
03/21/13	Insects that Suck: Pesky and Peculiar Scales (1hr)	NJAISA 2013 Garden State Tree Conference	Cook Campus	A,L,T
04/10/13	Organic Control of Common Insect Pests in the Vegetable Garden (1hr)	Master Gardeners Training Program	Somerset County	H
04/11/13	Organic Control of Common Insect Pests in the Vegetable Garden (1hr)	Master Gardeners Training Program	Camden County	H
04/18/13	Household Insect Pests (3hr)	Master Gardeners Training Program	Monmouth County	H
04/25/13	Insect Pests in New Jersey Landscapes (3hr)	Master Gardeners Training Program	Monmouth County	H
06/25/13	Sharpening Observation Skills / Scouting for Regional Pests and Pathogens Walk (1.5hr)	Sentinel Plant Network Northeastern Workshop	Morris County	A,L

Table A3.3. Complete listing of lectures presented by Dr. Stephanie Murphy, STL Director, FY13.

Date	Title	Audience	Location	Participants¹
07/17/12	Soil Quality and Soil Testing for Gardening (1hr)	Morven Garden Intern Class	Mercer County	L
07/28/12	Ask the Experts	Rutgers Gardens Open House (5hr)	Cook Campus	H
08/14/12	Soil Testing at Rutgers (0.5hr)	New Jersey Nursery and Landscape Association Summer Meeting	Cook Campus	I,L
09/26/12	Soil Testing at Rutgers Soil Testing Laboratory (3hr)	Master Gardeners Training Program	Essex County	H
12/14/12	Manufactured Topsoils (0.75hr)	Turf Establishment Short Course	Cook Campus	L
01/03/13	Soil Testing at Rutgers - Soil Testing Laboratory Tour (0.5hr)	North East Horticultural Society Annual Meeting	Cook Campus	C,I
01/10/13	Soil Sampling and Laboratory Analysis (1hr)	Organic Land Care Certification Course	Middlesex County	L, H
01/22/13	Soils and the Environment (3hr)	Environmental Steward Training	Somerset County	E
01/31/13	Soil Testing at Rutgers - Soil Testing Laboratory Tour (0.5hr)	Planting Design (11:550:340)	Cook Campus	C
02/05/13	Soil Quality for Vegetable Production (0.5hr)	New Jersey Agricultural Convention and Trade Show	Atlantic County	F
02/28/13	Practices to Improve Soil Health (0.5hr)	Central Jersey Turf & Ornamental Institute	Monmouth County	I,L
03/15/13	Soil pH Testing and Management (1.5hr)	Soils and Water (11:375:360)	Cook Campus	C
04/17/13	Soil Testing and Management in New Jersey (1.5hr)	Master Gardener Training Program	Monmouth County	H
04/23/13	Soil Health Regulations for New Developments (0.5hr)	New Jersey Contemporary Environmental Issues Conference	Burlington County	E,L
06/03/13	Cutting Edge Soil Education (1hr)	Master Gardeners Training Program	Mercer County	H

¹ Audience Addressed: A=Arborists; C=College (Academic); Co=Construction; E=Engineers; F=Farmers; G=Greenhouse; H=Residential Clientele; Hf=Health Officers; I=Industry; L=Landscape Professionals; N=Nursery Growers; S=State Officials; T=Turfgrass Managers; X=Christmas Tree Growers



Plant Diagnostic Laboratory

New Jersey Agricultural Experiment Station
Rutgers, The State University of New Jersey
Ralph Geiger Turfgrass Education Center
20 Indyk-Engel Way
North Brunswick, NJ 08902

Soil Testing Laboratory

New Jersey Agricultural Experiment Station
Rutgers, The State University of New Jersey
ASB II
57 US Highway One
New Brunswick, NJ 08901

© 2014 by Rutgers Cooperative Extension, NJAES, Rutgers, The State University of New Jersey.

Revised: March 2014

Cooperating Agencies: Rutgers, The State University of New Jersey, U.S. Department of Agriculture, and County Boards of Chosen Freeholders. Rutgers Cooperative Extension, a unit of the Rutgers New Jersey Agricultural Experiment Station, is an equal opportunity program provider and employer.