


PLANT & PEST ADVISORY

VEGETABLE CROPS EDITION \$1.50

OCTOBER 1, 2008

Vegetable Disease Update

Andy Wyenandt, Ph.D., Specialist in Vegetable Pathology and Wesley Kline, Ph.D., Cumberland County Agricultural Agent



INSIDE

Vegetable Disease Update	1
Pest Notes	4
New Regulations on the Use of Soil Fumigants in Vegetable Production	4
IPM Update	5
Weekly Weather Summary	7

✓ **Carrots – Leaf blights** - *Alternaria* and *Cercospora* are two soil-borne fungal pathogens that may cause early defoliation in carrots reducing yields and making harvest difficult. Both pathogens produce distinct symptoms on carrots. **Powdery mildew causes characteristic white, powdery lesions on foliage. Symptoms of *Alternaria* include irregular, dark brown to black spots which typically show up on older leaves first. *Cercospora* leaf spots are round, grayish-brown and are more prevalent on younger foliage.** Both leaf blights typically start at the margins of leaflets and as more spots develop leaflets begin to wither and die. Symptoms similar to leaf infections can develop on stems and petioles. Control of both diseases begins with regular scouting and preventative fungicide applications on susceptible varieties. Apply Amistar 80WDG (azoxystrobin, FRAC code 11) at 3 to 5 oz/A or Quadris (azoxystrobin, 11) at 9.2 to 15.4 fl. oz 2.08F/A, or Cabrio 20EG (pyraclostrobin, 11) at 8 to 12 oz/A, or Pristine (pyraclostrobin + boscalid, 11 +7) tank-mixed or alternated with Bravo, Echo, Equus (chlorothalonil, M5) at 1.5 to 2 pt/A or OLF, or Endura 70W at 4.5 oz/A. Apply Rovral 4F (iprodione, 2) at 1 to 2 pt/A or Switch (cypridonil, 9) at 11 to 14 oz/A for *Alternaria* only. Do not make more than one sequential application of Amistar, Pristine or Cabrio (FRAC code 11). For more information on tolerant varieties and control please see the *2008 New Jersey Commercial Vegetable Production Recommendations*.

✓ **Cole Crops – Downy mildew** can be a problem in fall cole crops (cabbage, collards, broccoli, cauliflower and kale). Infection begins as irregular yellow spots on leaves which later turn brown. A white fluffy growth develops on the underside of leaves during cool moist weather. When the disease first appears apply a fungicide every 7 to 10 days. Azoxystrobin (Quadris), Bravo, Cabrio, Maneb, Ridomil Gold Bravo, Actigard and Aliette are labeled. For more information on control please see the *2008 New Jersey Commercial Vegetable Production Recommendations*.

✓ **Cucurbits – Downy mildew** - Downy mildew has been detected on cucumber, cantaloupe, butternut squash, pumpkin and watermelon in New Jersey. **Basic fungicide maintenance programs for all cucurbit crops should be adjusted to include fungicides for downy mildew control.**

Tank mix one of the products listed below with a protectant fungi-

SEE DISEASE UPDATE ON PAGE 2

DISEASE UPDATE FROM PAGE 1

cide such as chlorothalonil (M5), maneb (M3), or mancozeb (M3) (see label for rates and specific crop use).

Ranman (cyazofamid, 21) at 2.1 to 2.75 fl. oz.
400SC/A, or

Previcur Flex (propamocarb HCL, 28) at 1.2 pt 6F/A, or
Gavel (zoxamide + mancozeb, 22 + M3) at 1.5 to
2.0 lb 75DF/A (some muskmelon may be sensitive)

Curzate (cymoxanil, 27) at 3.2 oz 60DF/A, or
Tanos (famoxodone + cymoxanil, 11 + 27) at 8 oz
50WDG/A

Remember that downy mildew materials should always be tank mixed with a protectant fungicide and rotated weekly with fungicides from a different FRAC code to reduce the chances for fungicide resistance development. For more information on CDM control please see the *2008 New Jersey Commercial Vegetable Production Recommendations Guide*. To track the progress of CDM please visit NCSU cucurbit downy mildew forecasting webpage at: <http://www.ces.ncsu.edu/depts/pp/cucurbit/>

If you suspect downy mildew on your farm, please contact your county agent or Andy Wyenandt (856) 455-3100 ext 4144 so we can confirm its presence in New Jersey.

✓ **Cucurbits – Powdery mildew** - In a typical year, powdery mildew occurs from mid-July until the end of the season. Symptoms typically begin on older, lower leaves and can spread rapidly under dry, humid conditions. **Control of Powdery mildew begins with regular scouting for symptoms and weekly fungicide applications.** Begin a fungicide program when PM has been found in region and/or when 1 lesion is found on the underside of 45 leaves. Fungicide resistance management of the fungus which causes Powdery mildew is critical in the mid-Atlantic region! Fungicides with a high risk for resistance development, such as the strobilurin (Pristine, FRAC code 11) and Nova or Procure (FRAC code 3), should be tank mixed with a protectant fungicide such as chlorothalonil (M5) and rotated with fungicides of a different chemistry.

**For control of cucurbit Powdery mildew in:
Pumpkin and winter squash fields:**

Alternate:

Nova or Rally (myclobutanil, 3) at 5 oz 40WP/A
plus chlorothalonil--2-3 pt 6F/A, or
Procure (triflumizole, 3) at 4-8 oz 50WS/A plus chlorothalonil--2-3 pt 6F/A

With:

Micronized Wettable Sulfur (M2) at 4 lb 80W/A, sulfur may injure plants especially at high temperatures. Certain varieties can be more sensitive.

Consult label for precautions, or

With a tank mix containing:

chlorothalonil plus Pristine (pyraclostrobin + boscalid, 11 + 7) at 12.5-18.5 oz 38WG/A

If Powdery mildew has become well established in the mid- to late part of the season, only apply protectant fungicides such as chlorothalonil or sulfur.

Summer squash and cucumber fields:

Alternate:

Nova or Rally (myclobutanil, 3) at 5 oz 40WP/A
plus chlorothalonil at 2-3 pt 6F/A, or

Procure (triflumizole, 3) at 4-8 oz 50WS/A plus chlorothalonil at 2-3 pt 6F/A

With a tank mix containing:

chlorothalonil plus Pristine (pyraclostrobin + boscalid, 11 + 7) at 12.5-18.5 oz 38WG/A

In Muskmelon and Watermelon fields:

Alternate:

Nova or Rally (myclobutanil, 3) at 5 oz 40WP/A
plus chlorothalonil at 2-3 pt 6F/A, or

Procure (triflumizole, 3) at 4-8 oz 50WS/A plus chlorothalonil at 2-3 pt 6F/A

With a tank mix containing:

Quintec (quinoxifen, 13) at 6 oz 2.08F/A plus chlorothalonil at 2-3 pt 6F/A

chlorothalonil plus Pristine (pyraclostrobin + boscalid, 11 + 7) at 12.5-18.5 oz 38WG/A

For more information on control of Powdery mildew of cucurbits please see the *2008 New Jersey Commercial Vegetable Production Recommendations Guide*.

✓ **Leeks (overwintered) - Purple blotch** – Purple blotch may survive on infected plant material in overwinter plantings and may cause problems in spring transplanted fields and seedbeds. As the weather begins to warm up and spring showers arrive Purple blotch may become problematic in some fields. Symptoms of Purple blotch include tannish-brown, elongated, concentric, circular lesions with chlorotic margins with lesions running parallel with leaf veins. Control of Purple blotch begins with preventative fungicide applications.

Alternate the following fungicides on a 7 to 10 day interval:

Quadris (azoxystrobin, FRAC code 11) at 6.2-12.3 fl oz 2.08F/A, or

Endura (boscalid, 7) at 6.8 oz 70WP/A, or

Pristine (pyraclostrobin + boscalid, 11 + 7) at 10.5 to 18.5 oz 38WP/A

✓ **Lettuce – Downy mildew – Downy mildew has been detected on lettuce in South Jersey.** An application of mefenoxam (Ridomil Gold 4EC or Ultra Flourish 2E) for damping-off will assist in control of downy mildew.

Use one of the following during periods of high moisture and moderate temperatures.

Alternate:

Forum (dimethomorph, 40) at 6.0 fl oz 4.18SC/A
(must be tank mixed with another fungicide registered on lettuce for downy mildew), or

Aliette (fosetyl AL, 33) at 3 lb 80WDG/A (14-day schedule), or
Maneb (M3) at 1.5 to 2 lb 75DF/A (7- to 10-day schedule) or OLF, or
Previcur Flex (propamocarb HCL, 28) at 2.0 pt 6F/A
With one of the following FRAC code 11 fungicides:
Quadris (azoxystrobin, 11) at 12.3 to 15.4 fl oz 2.08F/A, or
Tanos (famoxadone + cymoxanil, 11 + 27) at 8 oz 50W/A plus maneb

✓ **Lettuce - Leaf Spots**

When conditions favor disease development, alternate the following and repeat every 7 to 14 days.

Quadris (azoxystrobin, 11) at 6.2 to 15.4 fl oz 2.08F/A, or

Maneb (M3) at 1.5 to 2 lb 75DF/A or OLF

✓ **Lettuce –Bottom rot/Drop** – For Bottom Rot, Endura 70W (boscalid, 7) at 8 to 11 oz/A, or iprodione (FRAC code 2) at 1.5 to 2 lb/A should be applied one week after transplanting or thinning and 10 and 20 days later. For Drop, the biological Contans 5.3WG at 2 to 4 lbs/A pre-plant can be incorporated at a depth of 1 to 2 inches, or iprodione (FRAC code 2) at 1.5 to 2 lb/A or Botran at 2 to 5.5 lbs 75WP/A beginning one week after transplanting or thinning and again at 10 and 20 days later. For more information on control of Bottom Rot and Drop and other important diseases of lettuce please see the *2008 New Jersey Commercial Vegetable Production Recommendations Guide*.

✓ **Cole crops – Downy Mildew and Alternaria** – The spring season is just around the corner and its not to early to think about Downy mildew control. Symptoms of Downy mildew include purple to yellowish-brown spots on upper leaf surfaces. A grayish-white spore mass will develop and cover the underside of leaves under ideal temperatures (night temperatures of 46 to 61°F and day temperatures below 75°F. Downy mildew can kill young plants. Heavily infected leaves may drop providing entry points for bacterial infections (Black rot and Soft rot). Symptoms of Alternaria on infected leaves include small, expanding circular lesions with concentric rings that may have a 'shot-hole' appearance as lesions age. Heavily infected seedlings may result in damping-off. Control of Downy mildew and Alternaria begin with preventative fungicide applications. Use one of the following at the first sign of disease and continue every 7 to 10 days (Please refer to the pesticide table on page F20 of the *NJ Commercial Vegetable Production Recommendations* to determine which fungicide is labeled for each specific crop.): Quadris (azoxystrobin, 11) at 6.2 to 15.4 fl oz 2.08F/A, or chlorothalonil (M5) at 1.5 pt 6F/A or OLF, or Cabrio (pyraclostrobin, 11) at 12 to 16 oz 20EG/A, or Endura (boscalid, 7) at 6 to 9 oz 70WG/A, or maneb (M3) at 1.5 to 2 lb 80WP/A or OLF, or Ridomil Gold Bravo (mefenoxam + chlorothalonil, 4 + M5) at 1.5

lb 76.5WP/A (14-day schedule), or Switch (cyprodinil, 9) at 11 to 14 oz 62.5WG/A (Alternaria only). For downy mildew only, apply Actigard (acibenzolar-S-methyl, P) at 1 oz 50WG/A (begin applications 7-10 days after thinning and re-apply every 7 days for a total of 4 applications per season.), or Aliette (fosetyl AL, 33) at 3 to 5 lb 80WDG/A (on 14-day schedule). For more information please see *2008 New Jersey Commercial Vegetable Production Recommendations Guide*.

✓ **Spinach (Downy Mildew)** - Beginning 2 to 3 weeks after emergence (and prior to symptom development), apply the following on a 7 to 10 day schedule: Quadris (azoxystrobin, 11) at 6.2 to 15.4 fl oz 2.08F/A or Cabrio (pyraclostrobin, 11) at 12 to 16 oz 20EG/A. Rotate to one of the following fungicides: Actigard (acibenzolar-S-methyl, P) at 0.75 oz 50WG/A, or Aliette (fosetyl AL, 33) at 3 lb 80WDG/A, or fixed copper (FRAC code M1) at labeled rates (Copper containing fungicides may cause some phytotoxicity), or Ridomil Gold Copper (mefenoxam + copper, 4 + M1) at 2.5 lb 70WP/A (on 14-day schedule). For more information please see the *2008 New Jersey Commercial Vegetable Production Recommendations Guide*.

✓ **Spinach – White Rust** – Symptoms of White rust include **irregular, chlorotic areas on the upper leaf surface with white, blister-like pustules developing on lower leaf surface**. Development of White rust is favored by cool nights and mild day temperatures with **prolonged periods of dew or fog which favor wet leaf surfaces**. Control of White rust begins with crop rotations of 2 or more years. Some varieties have partial resistance and should be used if possible. A preventative fungicide schedule should begin 2 to 3 weeks after planting, and/or **if weather conditions favor disease development**. There are a number of fungicides labeled for the control of White rust on spinach. For more information on the control of White rust on spinach please see the *2008 New Jersey Commercial Vegetable Production Recommendations*. □

Pest Notes

Gerald M. Ghidui, Ph.D., Specialist in Vegetable Entomology

Changes to the Insect Control sections of the 2009 Commercial Vegetable Production Recommendations.

The Insect Control sections for each vegetable crop in the *2009 Commercial Vegetable Production for New Jersey* guidebook will look much different than it has in the past. There have been so many generic insecticides marketed during the past several years that it is impossible to list all the names for any one particular type of insecticide. The mid-Atlantic Vegetable Recommendations Committee, composed of representatives from NY, NJ, PA, MD, VA, and DE, unanimously decided it would be better to list the common name of each recommended insecticide, then put the most common brand names in () next to it.

All insecticides have 3 names: the **structural** name (such as 1-naphthyl N-methylcarbamate), which describes to the chemist what the molecule looks like; the official **common** name (such as carbaryl) which is a universal name for that material; and the **brand** name (such as Sevin), which is the marketing name used by each seller or manufacturer. Thus when we list a common name in the recommendation book, it encompasses all the different brand names that are available on the market. For example, Warrior insecticide is now listed as "lambda-cyhalothrin (Lambda-Cy, LambdaT, Silencer, Warrior, Warrior II or OLF). The OLF refers to "or other labeled formulation" as there are other brand names on the market that we did not list. Multiple brand names exist for abamectin, bifenthrin, cypermethrin, cyfluthrin, permethrin, imidacloprid, thiamethoxam, etc. etc. Plus many of these materials, even newer ones, are marketed in combination with other insecticides, such as Hero, which is a combination of zeta-cypermethrin and bifenthrin; Brigade, a combination of bifenthrin and imidacloprid; or Consero, a combination of spinosad and gamma-cyhalothrin – just to name a few. It became nearly impossible to continue to list by brand names.

To further complicate matters, the different brand-name labels for the same insecticide did not always list the same crops! The only way growers would know this is to refer to each label. Technically, it would be illegal to apply a "generic" insecticide to a crop if that crop is not on that particular label, even though another label of the same active ingredient has the crop on their label. In addition to these differences in crop listings, some generic materials have different formulations than did the original, and thus rates are different for the different generic brands of the same active ingredient! The problems were growing exponentially with the introduction of more and more generic insecticides.

New Regulations on the Use of Soil Fumigants in Vegetable Production

Andy Wyenandt, Ph.D., Specialist in Vegetable Pathology

On July 9, 2008, the Environmental Protection Agency (EPA) released its decision regarding the re-registration eligibility for all uses of metam-sodium (Vapam), metam-potassium (K-PAM), and methyl isothiocyanate (MITC). Updated restrictions on what, when, and where growers can use these fumigants will have a profound impact on vegetable production across the US. Regulations on crop use and buffer zones will greatly impact the potential use of these compounds in New Jersey. The metam sodium/metam potassium Re-Registration Eligibility Decision (RED) can be accessed online at:

http://www.epa.gov/oppsrrd1/reregistration/soil_fumigants/#measures

The deadline for public comments on this decision is October 30, 2008. □

Lastly, as the Insecticide Resistance Action Committee (IRAC) becomes more important in efforts to manage insect pest resistance to insecticides, it is best for growers to become familiar with the common names. For example, the Recommendation book lists the insecticides by the IRAC Group #, based on its mode of action, so growers can be aware of potential insecticide resistance concerns. Growers would know that imidacloprid is a neonicotinoid, and repeated use of it would greatly risk Colorado potato beetle resistance to the entire neonicotinoid class of chemistries. Thus, Admire, Admire Pro, Nuprid, Provado, Concur, Gaucho, Lattitude and several others all have the same active ingredient – imidacloprid.

The 2009 Commercial Vegetable Production Recommendations for New Jersey still lists the recommended materials for each pest, so that growers will have the best options available as a management tool. He will need to refer to the actual label to obtain the rate(s) for that pest as well as for any restrictions and other pertinent information. The REI's and Days-To-Harvest are still listed in the Recommendation Book, as they do not change regardless of brand. Table D-6 (Toxicity of Insecticides) still cross-references many brand names, so if one were to look up 'imidacloprid' it would list the various known brand names.

A copy of the actual label can be quickly downloaded from the internet, at www.CDMS.com or at www.Greenbook.com. The most recent labels are posted and updated at these sites by the manufacturers. □

IPM Update

Kristian Holmstrom, Research Project Coordinator II, Vegetable IPM Program

Sweet Corn

European corn borer (ECB) adult catches have fallen to nothing except for a few scattered individuals in the southern counties. This level of activity does not register an image on the map and none will appear today. We expect no more ECB adults this year. Larval feeding may still be present in sweet corn. For the few remaining sweet corn plantings not yet silking, consider treating for ECB when 12% or more plants show signs of the "shot-hole" type feeding on newer leaves. Remember to treat plantings as the tassels open and begin a silking stage spray program from that time forward. A silk spray program as dictated by local corn earworm (CEW) counts will also help prevent ear infestations from ECB. Consult the *2008 Commercial Vegetable Production Recommendations* for materials and rates.

The highest nightly ECB catches for the previous week are as follows:

Sergeantsville	1
Shiloh	1
Shirley	1
Tabernacle	1

Adult **corn earworm (CEW)** catches have remained steady following the passage of the weekend's storm. Overall the population is low for this time of year (see CEW map). See below for the recommended silk spray schedule. This population is a threat to silking sweet corn. Growers should access information on CEW populations from this publication or from population maps posted on the RCE Vegetable IPM Program website: <http://www.pestmanagement.rutgers.edu/IPM/Vegetable/Pest%20Maps/maparchive.htm>

Cross-hatched areas (green on the web) represent a 3-day silking spray schedule.

The highest nightly CEW catches for the previous week are as follows:

Mannington	6	Seeley Lake	3	Lawrenceville	2
Chester	4	Cedarville	2	Milltown	2
Beckett	3	East Vineland	2	Newton	2
New Egypt	3	Hackettstown	2	Shirley	2

Fall armyworms (FAW) are still feeding on corn throughout the state. FAW is capable of causing significant injury to sweet corn plants and will feed on all stages. For this reason it is necessary to check all pre-silking fields for signs of FAW feeding. Look for large, ragged holes and lots of caterpillar droppings in the whorl. Consider treating if 12% or more FAW injury is found alone, or in combination with ECB injury in a planting.

Note: B.t. sweet corn still needs to be treated during the silk stage! While this corn effectively eliminates ECB and CEW, some FAW will still infest ears. In general, when a 3-day schedule is required for CEW control, B.t. corn should be treated on a 7-day schedule through the silk period.

Silking Spray Schedules*:

- North – 3-4 days
- Central – 3 days
- South – 3 days

* Note: These are general recommendations. Local trap catches may indicate some variation in the frequency of insecticide applications to silking corn.

Pumpkins and winter squash

Be sure to look at the surface of pumpkin fruit while scouting plants. **Cucumber beetles** often feed on the rinds late in the season, resulting in scarring or even holes in fruit. This is particularly common on giant varieties like Big Max and Atlantic Giant. In some cases, these wounds result in a fruit rot. Consider treating if cucumber beetles are found at 2 or more of the 10 sample sites, and injury is found on any fruit.

Melon aphid continues to be a problem in many pumpkin and winter squash fields. These infestations are not likely to impact yield, but may negatively affect fruit quality as aphid numbers are quite high, resulting in sticky droppings on the surface of fruit. This is most likely to happen in fields where foliage is still upright, and aphids are above the fruit. U-pick fields are at particular risk as the public may find the sticky coating on pumpkins unappealing.

Check the undersides of leaves in 10 random locations in the field, and note the presence of dark and/or light green aphids as well as sticky residue on the surface of fruit in those areas. Aphids will not be difficult to find, and often completely cover the undersides of leaves. Control may be difficult. Older pyrethroid insecticides are not effective, and methomyl has not resulted in good control thus far. Consult the *2008 Commercial Vegetable Production Recommendations* for control options.

Tomatoes

Mite infestations continue to affect tomato plantings despite cooler weather and occasional showers. Their rate of increase should decline as cool weather settles in. Check for whitish pin-spots on the upper surface of leaves. **Two-spotted spider mites (TSSM)** will be underneath these leaves. When TSSM increases, feeding will result in yellow areas on leaves, and an increase in webbing on affected areas. Finally, leaves will turn brown and dry. Generally it's a good idea to treat as soon as TSSM are found, as small infestations may be handled with spot treatments. This late in the season, however, treatment should be based on severity of infestation and the expected life of the planting. Lighter infestations may not require a miticide application at this time.

SEE IPM UPDATE ON PAGE 6

Peppers

Beet armyworm (BAW) pheromone traps are in place throughout southern New Jersey. Most catches are very low, and only traps in Cumberland County are registering catches high enough to create a map image (see BAW map). Catches in the 5-10/night range (shaded on the map) indicate that regular scouting should occur in that area. Cross-hatched areas (10-20/night) mean there is an increase threat of egg-laying. Black areas (>20/night) indicate a significant threat for infestation. Scouting should commence immediately in those areas. When checking for other insect pests, look for leaves exhibiting heavy feeding near the upper portion of the plant. Often, small BAW larvae will be found near the buds where this feeding occurs. Later, as they enlarge, BAW will begin feeding on fruit.

Cole Crops

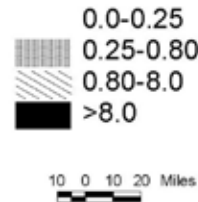
As late season plantings emerge, be sure to check at least weekly for the presence of flea beetles. This pest can damage seedlings quite badly if not controlled. Check 5 consecutive plants each in 10 random locations. Consider treating if flea beetles are present on 50% or more plants and damage is visible on leaves.

Cabbage looper (CL), imported cabbage worm (ICW), and diamondback moth larvae (DBM) are all present on cole crops at this time. Scout plantings weekly, paying particular attention to the innermost leaves where ICW often feed. Consider treating if caterpillars are found on 10% or more plants that are in the 0-9 true leaf stage. From 9-leaf to the early head stage (in broccoli, cauliflower and cabbage) infestations up to 20% may be tolerated. Once heads begin to form, a 5% threshold should be observed to protect the marketable portion of the plant. For leafy greens such as collards and kale, 10% plants infested is the threshold throughout.

Crucifer downy mildew (CDM) has been on the increase in cole crop plantings in northern NJ at this time. It is particularly common in direct seeded collard plantings where plants are closely spaced and foliage remains wet all day. Look for yellow lesions on the upper surface of leaves with white – to light purple sporulation beneath. This disease can significantly reduce the marketability of leafy greens.

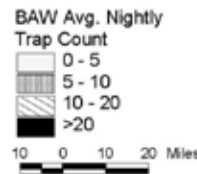
Note: Activities of the Vegetable IPM Program in northern New Jersey are supported and funded in part by the New Jersey Highlands Council.

Distribution of Adult Corn Earworm for the Week Ending October 01, 2008



Data collected and processed by: Kris Holmstrom, Rutgers Cooperative Extension Pest Management Office

Distribution of Adult Beet Armyworm for the Week Ending October 01, 2008



Data collected by Joe Mahar and processed by Kris Holmstrom, Rutgers Cooperative Research and Extension

Weekly Weather Summary

Keith Arnesen, Ph.D., Agricultural Meteorologist

Temperatures averaged above normal, averaging 62 degrees north, 64 degrees central and 66 degrees south. Extremes were 80 degrees at Hammonton on the 29th, and 44 degrees at Charlotteburg on the 25th. Weekly rainfall averaged 2.24 inches north, 2.97 inches central, and 1.40 inches south. The heaviest 24 hour total reported was 2.78 inches at Freehold on the 25th to 26th. Estimated soil moisture, in percent of field capacity, this past week averaged 89 percent north, 85 percent central and 75 percent south. Four inch soil temperatures averaged 61 degrees north, 63 degrees central and 64 degrees south.

Weather Summary for the Week Ending 8 am Monday 9/29/ 8

WEATHER STATIONS	RAINFALL			TEMPERATURE				GDD BASE50		MON %FC
	WEEK	TOTAL	DEP	MX	MN	AVG	DEP	TOT	DEP	
BELVIDERE BRIDGE	1.88	24.35	-3.97	78	49	64.	5	2922	325	100
CANOE BROOK	missing									
CHARLOTTEBURG	2.75	31.99	1.93	72	44	60.	4	2638	571	100
FLEMINGTON	2.20	25.94	-2.47	75	44	62.	3	2807	130	100
NEWTON	2.13	27.10	-.56	73	47	62.	6	2964	641	100
FREEHOLD *	3.60	22.17	-5.40	75	49	64.	3	2683	-170	100
LONG BRANCH	3.59	24.25	-3.65	72	59	65.	3	2865	68	100
NEW BRUNSWICK	3.15	33.41	5.35	76	48	63.	2	3185	203	100
TOMS RIVER	missing									
TRENTON	1.54	27.13	.59	75	51	64.	2	3320	215	100
CAPE MAY COURT HOUSE	1.30	19.66	-5.11	77	51	66.	1	3292	440	96
DOWNSTOWN	1.91	23.34	-2.60	78	48	64.	1	3296	172	100
GLASSBORO	.99	22.77	-4.55	79	55	68.	6	3364	277	86
HAMMONTON	.95	21.74	-5.55	80	49	65.	3	3442	348	85
POMONA	1.70	25.32	.73	76	48	65.	4	3416	543	100
SEABROOK	1.55	21.75	-3.28	79	52	66.	3	3530	385	100
SOUTH HARRISON	1.12	24.14	-2.60	78	52	65	NA	3324	NA	NA
WES KLINE -- GDD BASE 40 PINEY HOLLOW										
LAST WEEK	170 (Ending 9/22/08)									
THIS WEEK	171 (Ending 9/29/08)									
* SOME DATA IS MISSING AND THEREFORE CUMULATIVE AND AVERAGE VALUES WILL BE OFF FOR THIS STATION ESPECIALLY FOR PRECIPITATION SINCE SIGNIFICANT RAINFALL OCCURRED DURING THAT PERIOD.										

**Editor's Note: This is the last issue of the
Vegetable Crops edition of the Plant & Pest
Advisory for the 2008 season.
Thank you for subscribing.**

RUTGERS

New Jersey Agricultural
Experiment Station

Plant & Pest Advisory
Rutgers School of Environmental
and Biological Sciences
ASB II, 57 US Hwy. 1
New Brunswick, N.J. 08901

FIRST CLASS
POSTAGE PAID
PERMIT #576
MILLTOWN, NJ 08850

PLANT & PEST ADVISORY VEGETABLE CROPS EDITION CONTRIBUTORS

Rutgers NJAES Cooperative Extension Specialists

Gerald M. Ghidui, Ph.D., Vegetable Entomology
George Hamilton, Ph.D., Pest Management
Joseph R. Heckman, Ph.D., Soil Fertility
Bradley A. Majek, Ph.D., Weed Science
Andy Wyenandt, Ph.D., Vegetable Pathology

Rutgers NJAES-CE County Agricultural Agents

Atlantic, Richard W. VanVranken (609-625-0056)
Burlington, Raymond J. Samulis (609-265-5050)
Cape May, Jenny Carleo (609-465-5115)
Cumberland, Wesley Kline, Ph.D. (856-451-2800)
Gloucester, Michelle Infante-Casella (856-307-6450)
Hunterdon, Winfred P. Cowgill, Jr. (908-788-1338)
Middlesex, William T. Hlubik (732-398-5260)
Monmouth, Bill Sciarappa, Ph.D. (732-431-7260)
Morris, Peter J. Nitzsche (973-285-8300)
Passaic, Elaine F. Barbour, Agric. Assistant (973-305-5740)
Salem (856-769-0090)
Warren, William H. Tietjen (908-475-6505)

Vegetable IPM Program (732-932-9802)

Joseph Ingerson-Mahar, Vegetable IPM Coordinator
Kristian E. Holmstrom, Research Project Coordinator II

Newsletter Production

Jack Rabin, Associate Director for Farm Services, NJAES
Cindy Rovins, Agricultural Communications Editor

Pesticide User Responsibility: Use pesticides safely and follow instructions on labels. The pesticide user is responsible for proper use, storage and disposal, residues on crops, and damage caused by drift. For specific labels, special local-needs label 24(c) registration, or section 18 exemption, contact RCE in your County.

Use of Trade Names: No discrimination or endorsement is intended in the use of trade names in this publication. In some instances a compound may be sold under different trade names and may vary as to label clearances.

Reproduction of Articles: RCE invites reproduction of individual articles, source cited with complete article name, author name, followed by Rutgers Cooperative Extension, Plant & Pest Advisory Newsletter.

For back issues, visit our web site at:
www.rce.rutgers.edu/pubs/plantandpestadvisory